



# **INSTRUCTION MANUAL**


## **1/5TH SCALE AWD GASOLINE POWER OFF-ROAD BUGGY AND MONSTER TRUCK**



**A. OFF-ROAD BUGGY**



**B. MONSTER TRUCK**



**C. RALLY MONSTER**



### **Notes:**

- ⇒ The radio controlled racing models is not toy. It is suited for experienced operators. Read and understand the instructions carefully before operating or assembling your racing model.
- ⇒ Specifications are subject to change without prior notice, and actual received model may vary from the images and/or descriptions in this manual.

This manual contains all the basic instructions for assembly, operation, and maintenance. Please read and understand all instructions thoroughly before operating and building your model.

Features:

- 1.High quality main/diff.gears .
- 2.Four wheel centre drive system.solid universal joint cups.high performance full ball bearing.
- 3.Fiberglass brake disc provides quick brake response under high temperature.
- 4.Wheel rim is assembled and secured by 24 screws enable the tire and wheel rim are not seperated while high speed running.
- 5. Fold stylish and solid full anodized aluminum 6061chassis.
- 6. New design solid roll Cage protects the inner instruction perfectly.
- 7.Perfect design and extra width front/rear suspension arm .
- 8.Powerful engine system with air filter.full aluminm polished Exhaust pipe.
- 9.Enhanced suspension arm system,solid front/rear shock tower.
- 10.High quality unleaded Gasoline+Stroke oil mixture to start your engine.
- 11.Stylish off road wing .(for Buggy only)

Important Safety Precautions

- Replace the shield body after adjustment and before driving.
- Do not abruptly alter the speed during running.
- Carefully check whether all screws or nuts are loose or not after running.
- Handle the fuel only outdoors!
- Never measure the fuel close to open fire or any source of heat.
- Never run the vehicle without a clean air filter installed.
- Do not run the model lean and do not allow the engine to overheat.
- Use the special fuel for models.
- Store fuel in cool,dry and dark places away from Children's reach!
- Tighten the cap of the fuel bottle when not used.
- Never throw the empty fuel bottle into fire! Otherwise,it may explode.
- Do not put your finger or any object into the rotating or moving parts.
- To avoid the danger of burns, do not touch the engine and muffler immediately after they have stopped running.

Before Starting Your Vehicle

- Verify that all retainers are well fastened (screws, nuts, bolts and clips)
- Verify proper function of steering, drive-line and engine/braking control.

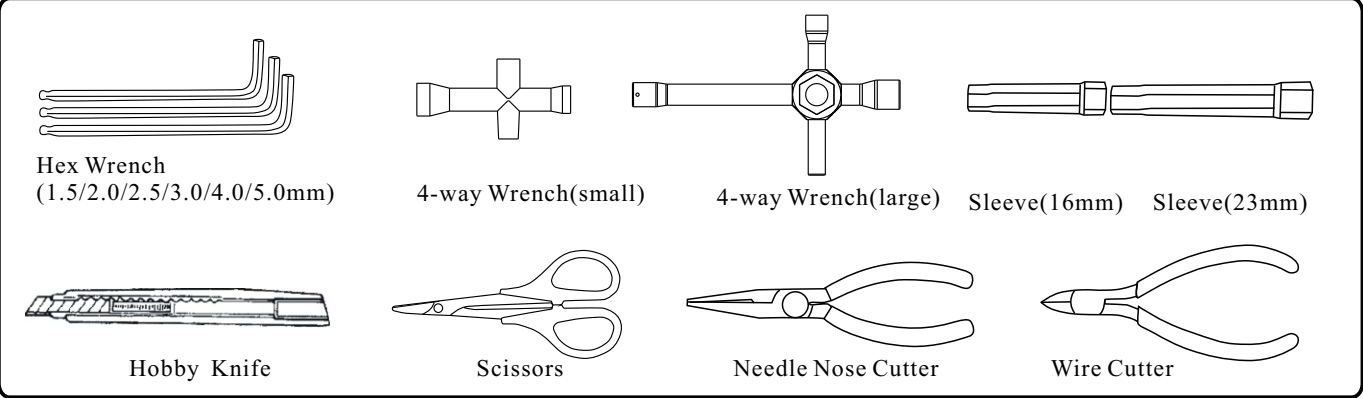
Specifications:off-road Buggy(A)

- 1.Engine:23/28CC PRO
- 2.Steering Servo:27KG-cm Throttle Servo:9KG-cm
- 3.Length:720mm
- 4.Width:490mm
- 5.Height:285mm
- 6.Net Weight:12.7KG. Gross Weight:16.9KG
- 7.Wheelbase:516mm(F/R)
- 8.Drive way:upright drive
- 9.Chassis:4mm thickness. Aluminum6061T6
- Ground Clearance:55mm
- 10.Wheel Diameter/Width:178mm /80mm
- Wheel color:black&white;chrome plated
- 11.Fuel Tank Capacity:700CC
- 12.Drive System:four wheel suspension drive system
- 13.Diffirential System:CNC process metal gear
- 14.Brake Syetem:double brake disc turn round sytem
- 15.Gear Ratio:9.6:1
- 16.Receiver battery/charger:1500/2000mAh,Ni-MH battery
- 17.Body:anti-explode,high resistance
- 18.Camber Angel:0-8°C
- 19.R/C Control System:FM/AM LCD Transmitter
- 20.out of Control protection:standard protection equip

Specifications:Monster Truck/Rally monster(B/C)


- 1.Engine:23/28CC PRO
- 2.Steering Servo:27KG-cm Throttle Servo:9KG-cm
- 3.Length:740mm
- 4.Width:600mm
- 5.Height:350mm
- 6.Net Weight:15KG. Gross Weight:20.5KG
- 7.Wheelbase:516mm(F/R)
- 8.Drive way:upright drive
- 9.Chassis:4mm thickness. Aluminum6061T6
- Ground Clearance:72mm
- 10.Wheel Diameter/Width:212mm/140mm
- Wheel rim color:black&white;chrome plated
- 11.Fuel Tank Capacity:700CC
- 12.Drive System:four wheel suspension drive system
- 13.Diffirential System:CNC process metal gear
- 14.Brake Syetem:double brake disc turn round sytem
- 15.Gear Ratio:12.6:1 (B)Gear Ratio:9.6:1 (C)
- 16.Receiver battery/charger:1500/2000mAh,Ni-MH battery
- 17.Body:anti-explode,high resistance
- 18.Camber Angel:0-8°C
- 19.R/C Control System:FM/AM LCD Transmitter
- 20.out of Control protection:standard protection equip

Tools For Assembling Your Model



Engine View

Note:The engine is sticked with warning labels, please pay special attention on it . The image is presented for your reference only.



Use Transmitter to control your Vehicle...

1/5th scale Gasoline powered RTR model Transmitter has 2 styles, LCD Transmitter(FM)&Multifunctional Transmitter(AM).you can choose it.Below is the LCD Transmitter(FM) function description.



- Battery Precautions:**
- 1.In order to keep continue better performance under operations, we strongly recommend you to use the 1.5V alkaline batteries instead of the 1.2 V chargeable batteries.eight AA battery should be inserted on the bottom of the transmitter.
  - 2.The batteries may leak in the event that they are installed with wrong polarities.
  - 3.Do not use batteries of different types.
  - 4.Do not leave the batteries if not in use for long periods.

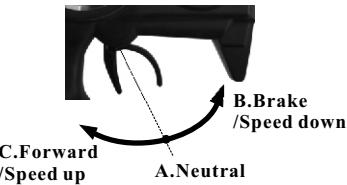
LCD Transmitter(FM)Function Description:



- The function switches on the transmitter:**
- 1.Antenna
  - 2.Switch key
  - 3.Four function Key:  
Mode Channel Increase Decrease
  - 4.Throttle Trigger
  - 5.T1/T2/T3/T4: Shortcut key
  - 6.Power switch on(push up)  
Power switch off(push down)
  - 7.Working Indicator
  - 8.Steering Wheel

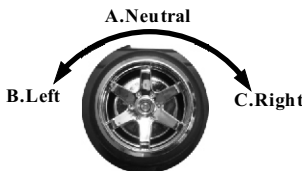
**Caution!**  
Make sure antenna is properly inserted and screwed in the transmitter.Antenna should be fully extended

Throttle Trigger




- 1.Push the trigger forwards to allow the vehicle to speed down to brake.
- 2.Pull the trigger backwards to allow the vehicle to go forward and speed up.

Steering Wheel



Turn the steering wheel to the left or right to let the vehicle turn left or right.



Switch on the transmitter,then the receier to start the engine;turn off the receiver then the transmitter to stop running engine.

The 1/5th transmitter has two different setting way.Push up the power button,will enter into common function set.Press the mode fuction key while pushing up the power button,up the power button,will enter into the system function set.

Common Function Setting:

- 1.The throttle trigger and steering wheel must be in netural position before reading the figure.
- 2.EPA:
  - a.EPA-ST : front wheel steering set
  - b.EPA-TH:brake or forwarding operation set.
- 3.SPD:
  - a.SPD-TN: steering speed set
  - b.SPD-RN:return to netural position set
- 4.EXP:(sensibility adjustable range:-100%~+100%;-100% is low-grade,+100% is superior.)
  - a.EXP-ST:steering sensibility set.
  - b.EXP-FW:forward sensibility set
  - c.EXP-BK:brake sensibility set.

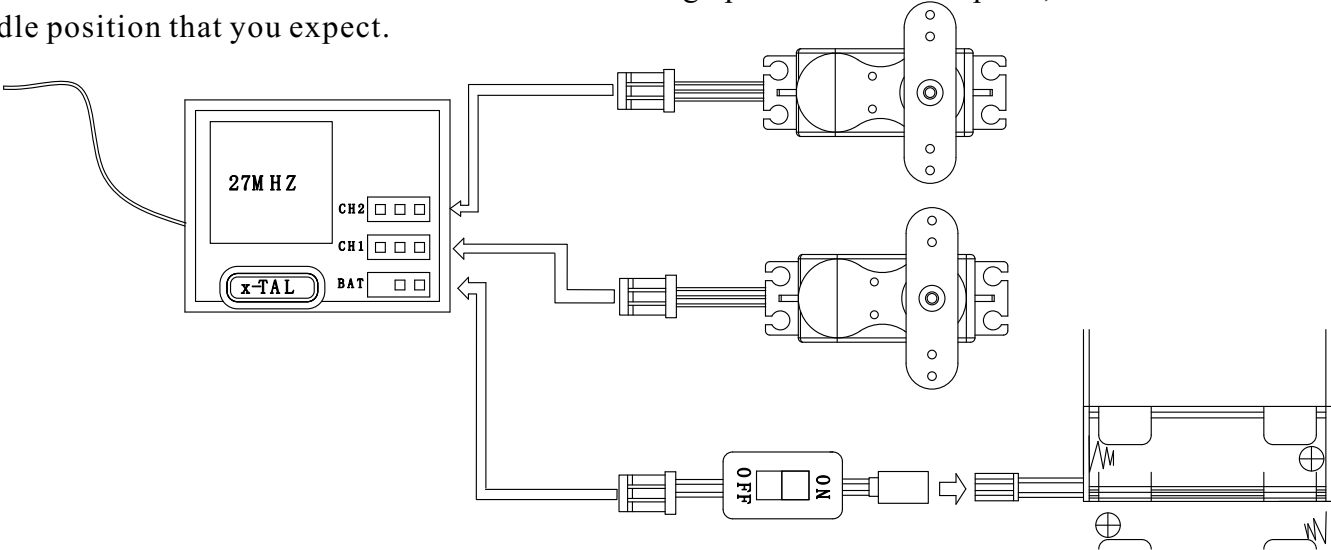
- 5.ABS:(anti-slip brake set)
  - a.ABS-PT:brake return speed set.
  - b.ABS-CY:perform cycle set
  - c. ABS-DL:extend brake time set
  - d.ABS-MD:off or on set
- 6.ACC:
  - a.ACC-FW:add forward speed set
  - b.ACC-BW:add brake speed set
- 7.BMX: brake function mix set
- 8.TRM:(idle position adjust)
  - a.TRM-ST:steering trim set
  - b.TRM-TH:forward trim set
- 9.D/R
  - a.D/R steering rate set
  - b. D/R-ST:steering angle set
- 10.ATL
  - a.brake intensity set
  - b.ATL-BK:set the brake intensity solely(adjusting brake servo angel)
- 11.SBT:(two channel idle position set)
  - a.SBT-ST:steering trim set
  - b.SBT-TH:forward trim set
- 12.REV:
  - a.REV-ST:steering reverse set(off/on)
  - b.REV-TH:forward reverse set(off/on)
- 13.MODE SEL:can save 10 models control data.

System Function Setting:

- 1.Copy mode control data
- 2.Mode control data initialization
- 3.Each mode control data name set.
- 4.Signal output set(PPM mode only)
- 5.FNC-SW2:switch key
- 6.FNC-DT:
  - a.ST:steering trim adjust
  - b.TH:throttle trim adjust
  - c.DR:steering control rate DR-ST adjust
  - d.AT:ATL-BK adjust
  - e.E1:steering EXP-ST adjust
  - f.BK:BMX-RT adjust
- 7.LED-MD:LED bright adjustment.press the increase or decrease to change light brightness.

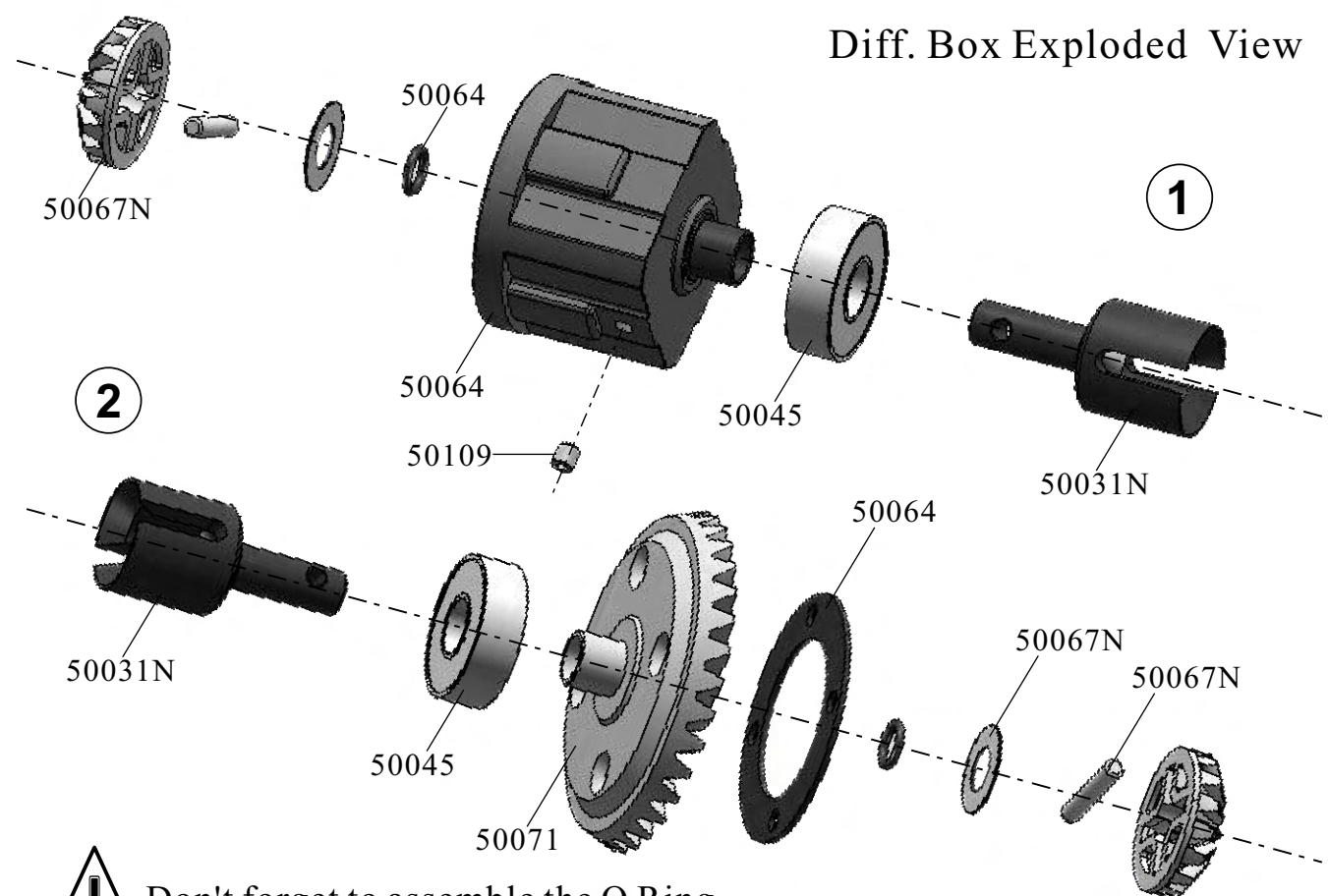
2-Channel Radio Transmitting System


Please read the instructions for the radio system carefully before running your car. The servo is required to be set at Center position before starting assembly. To set the servo at the Idle (Neutral) position switch on the transmitter and receiver. Allow the servo trim arm at Center position, and turn off the transmitter then the receiver.All debug operations are complete, and the servo is in the Middle position that you expect.






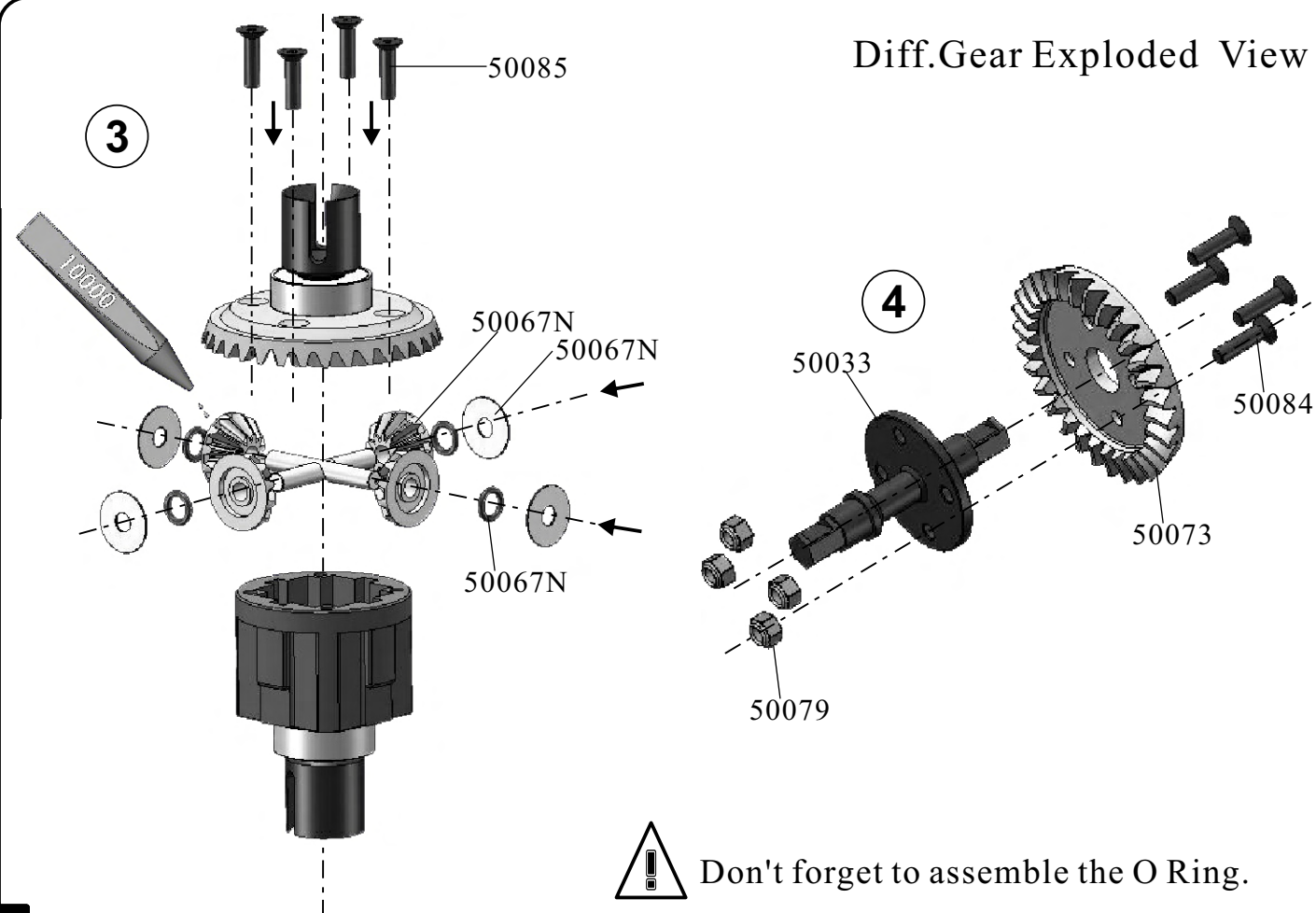
### Diff. Box Exploded View




500/1 

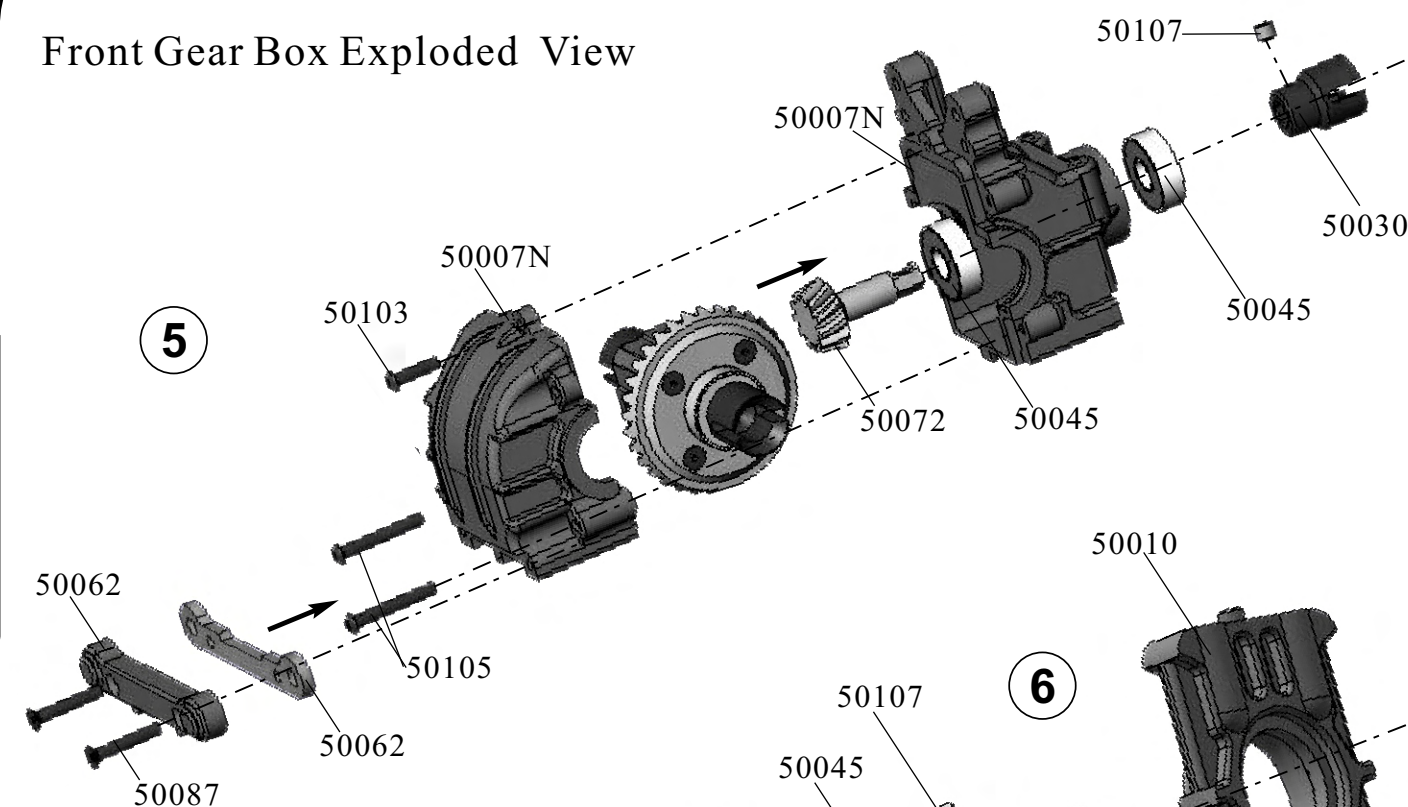
 Don't forget to assemble the O Ring.

### Diff.Gear Exploded View

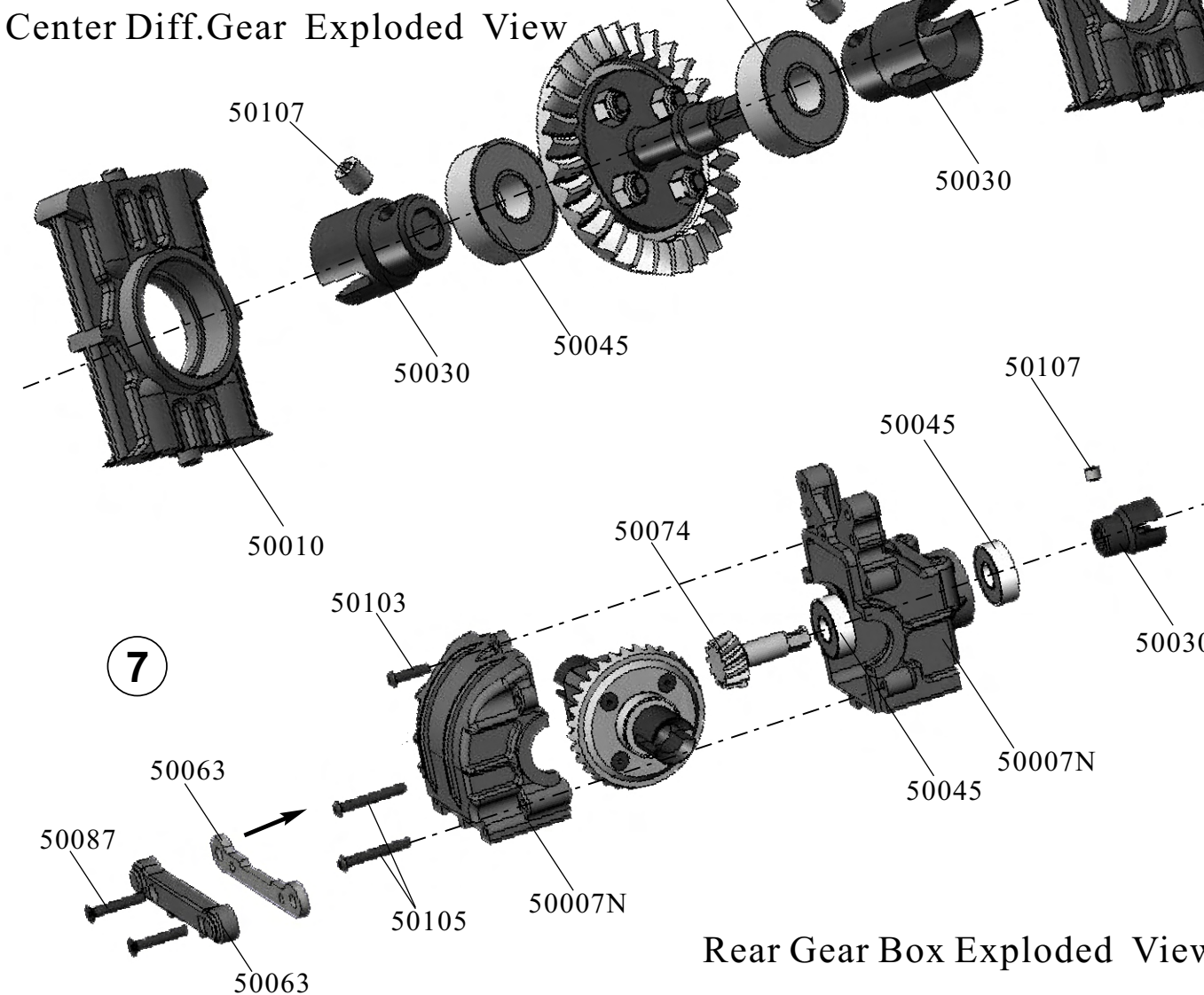


 Don't forget to assemble the O Ring.

### Front Gear Box Exploded View



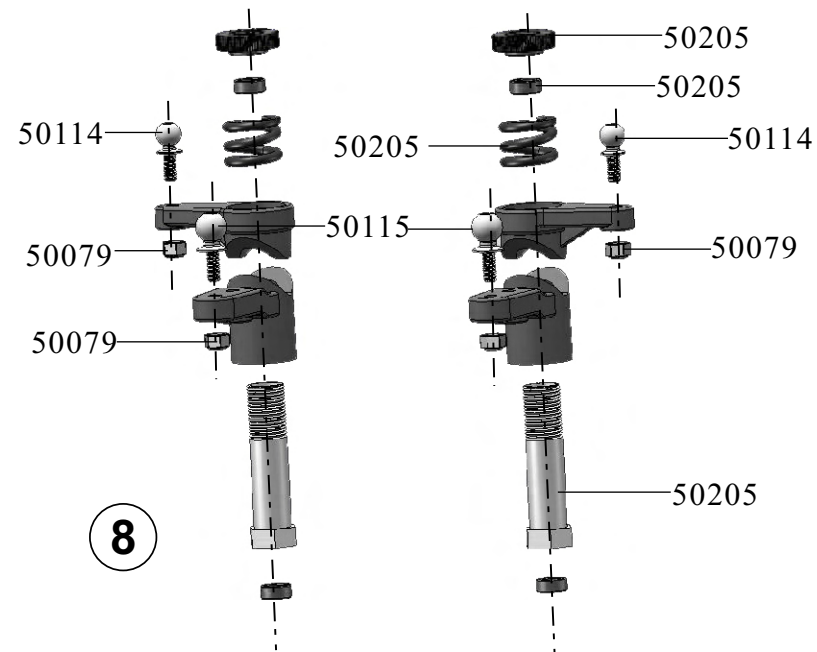
## Center Diff.Gear Exploded View



### Rear Gear Box Exploded View

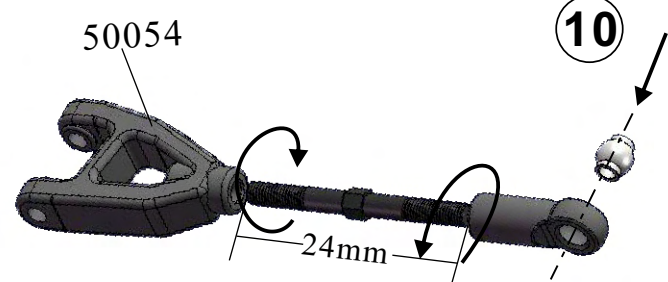


## Steering Complete Assembly



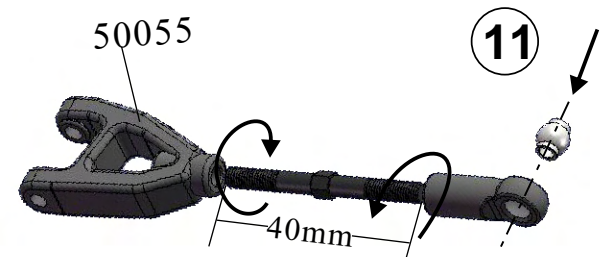
8

## Front Upper Suspension Arm



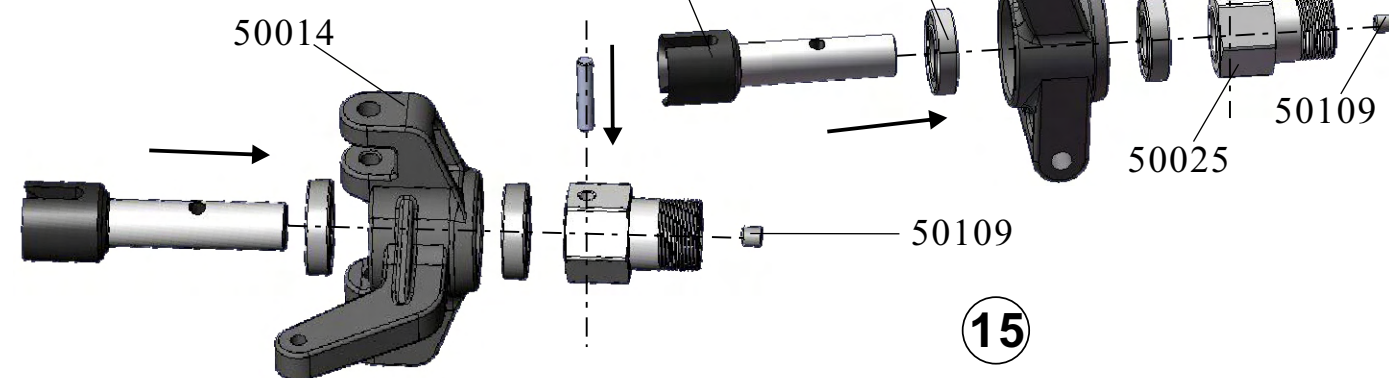
10

## Rear Upper Suspension Arm



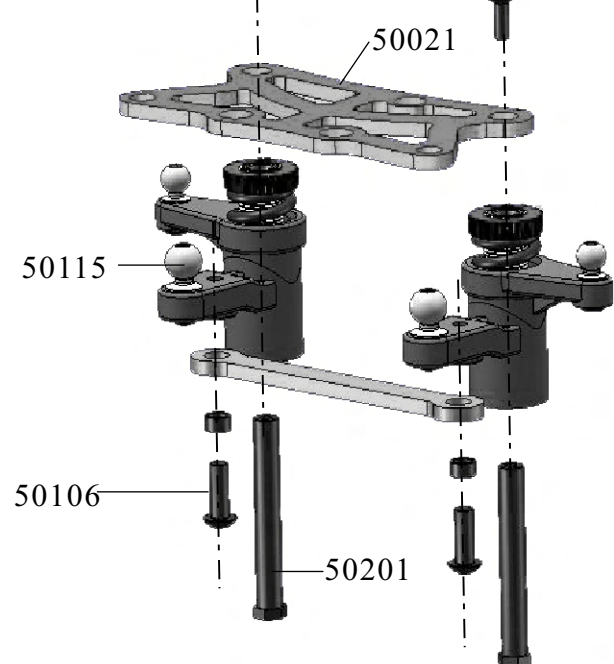
11

## Front Hub Carrier

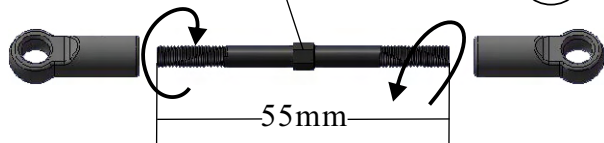


15

9

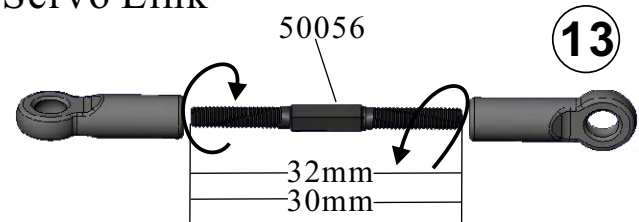


## Steering Link



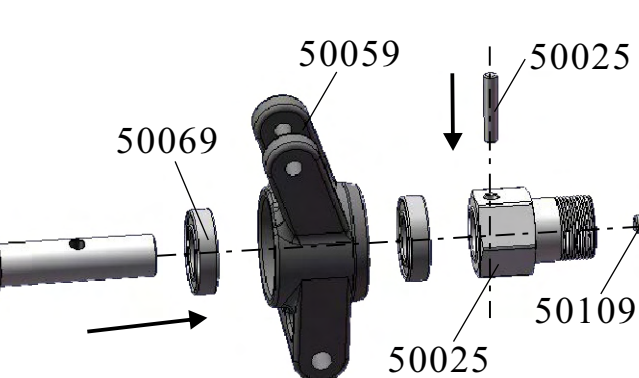
12

## Servo Link

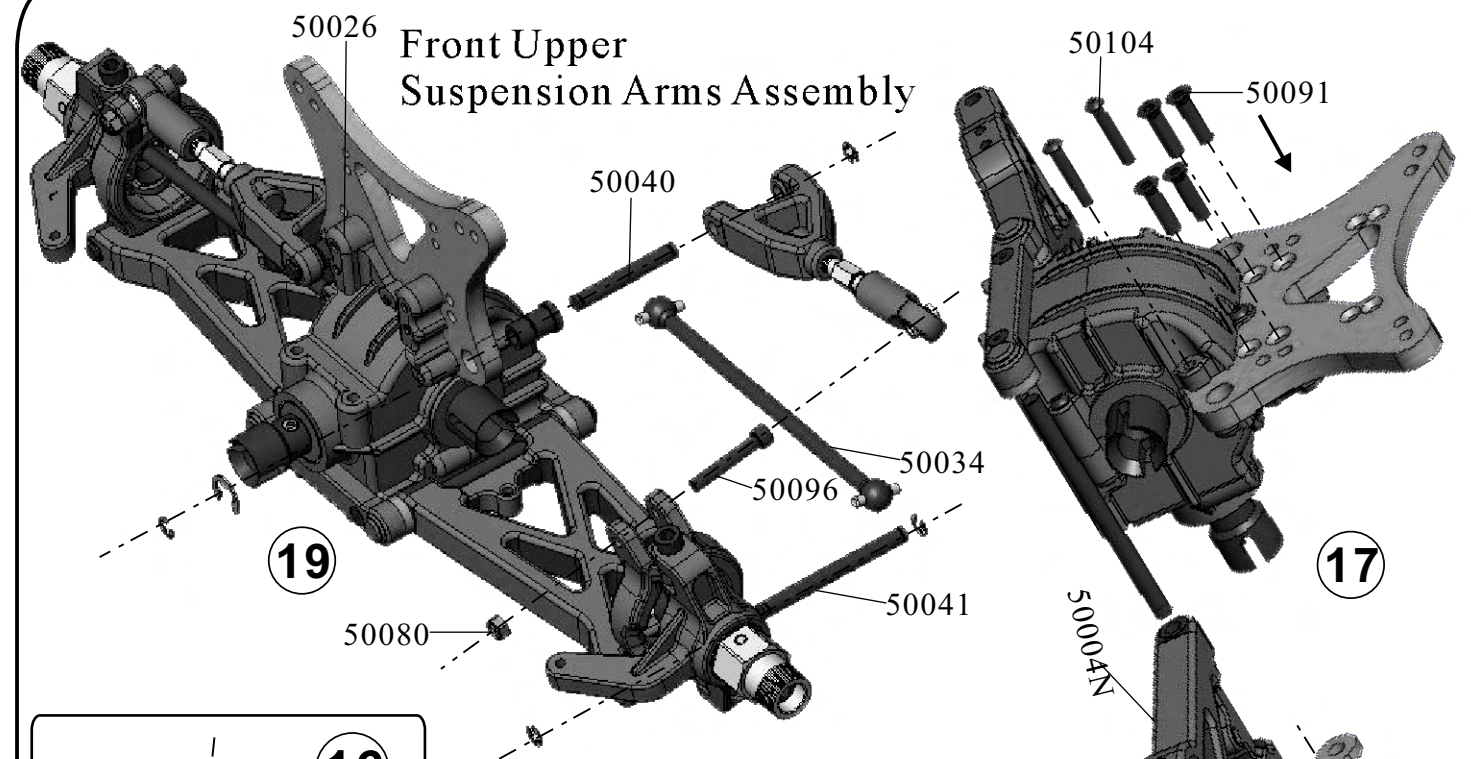


13

## Rear Hub Carrier



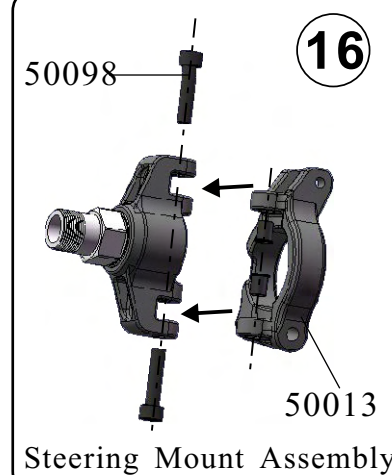
14



19

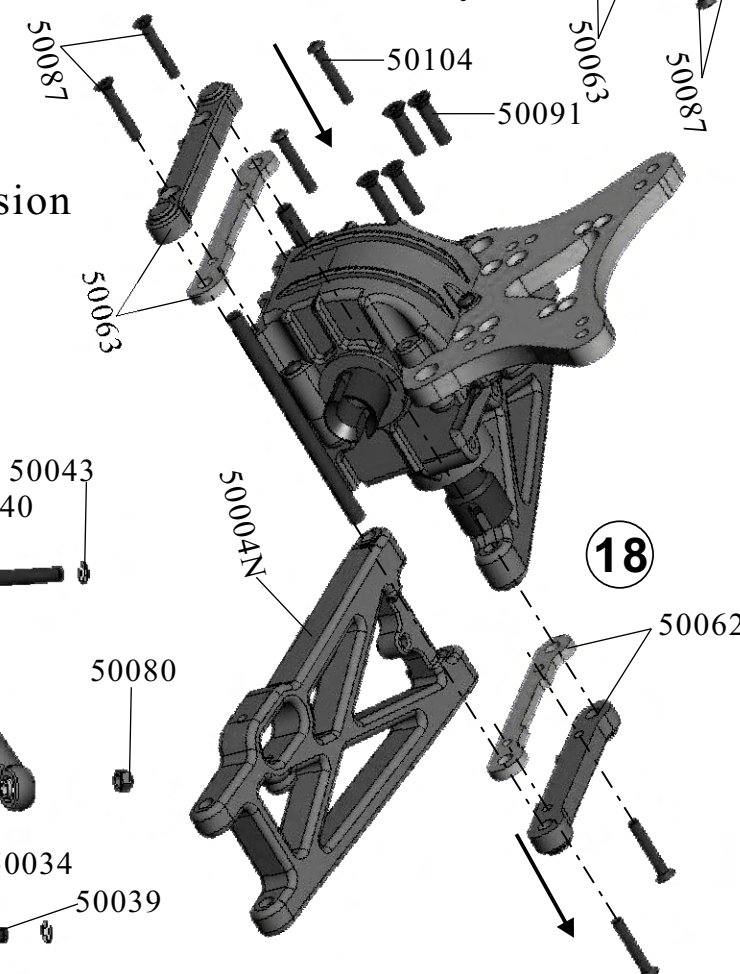
17

## Front Lower Suspension Arms/Shock Tower Assembly



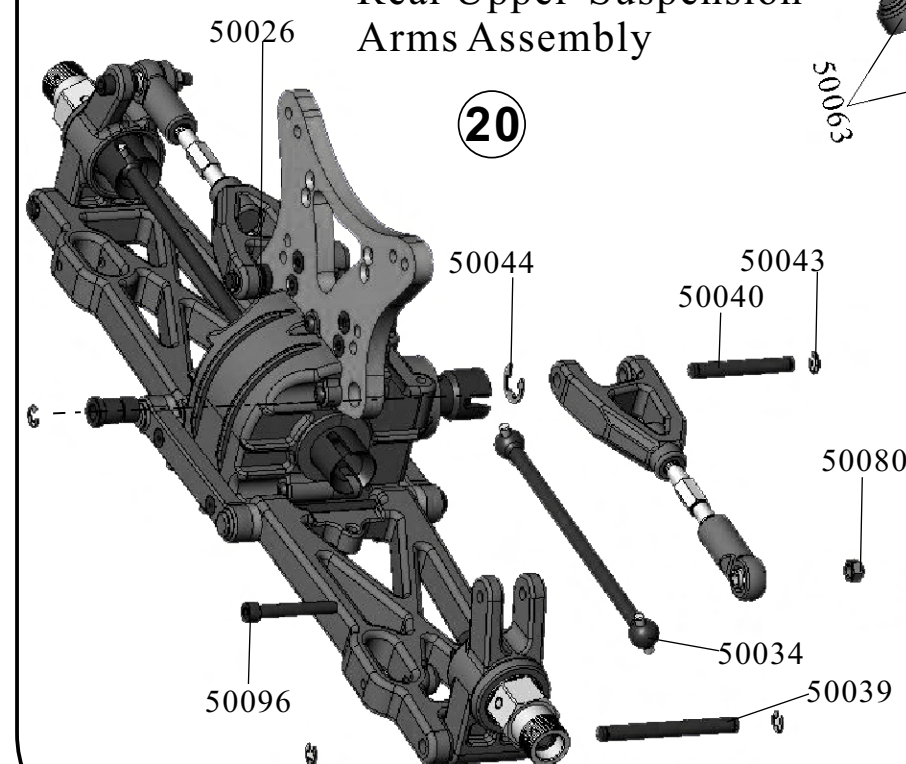
16

## Rear Lower Suspension Arms/Shock Tower Assembly



18

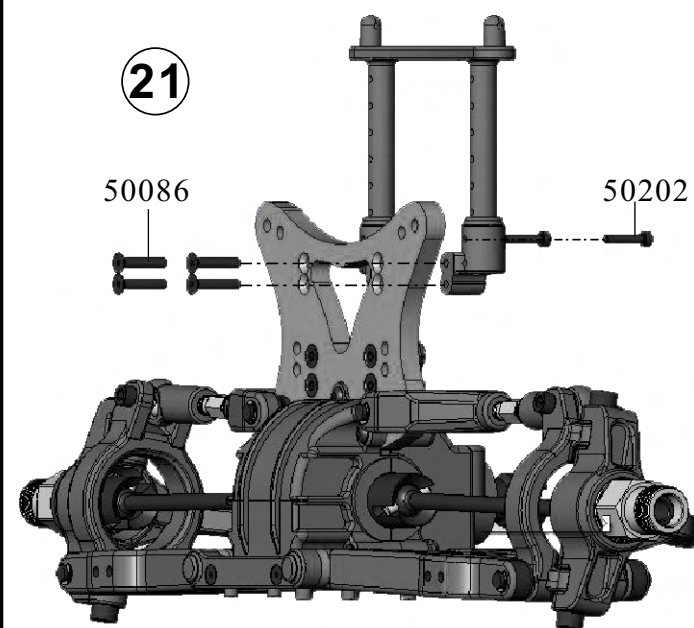
## Rear Upper Suspension Arms Assembly



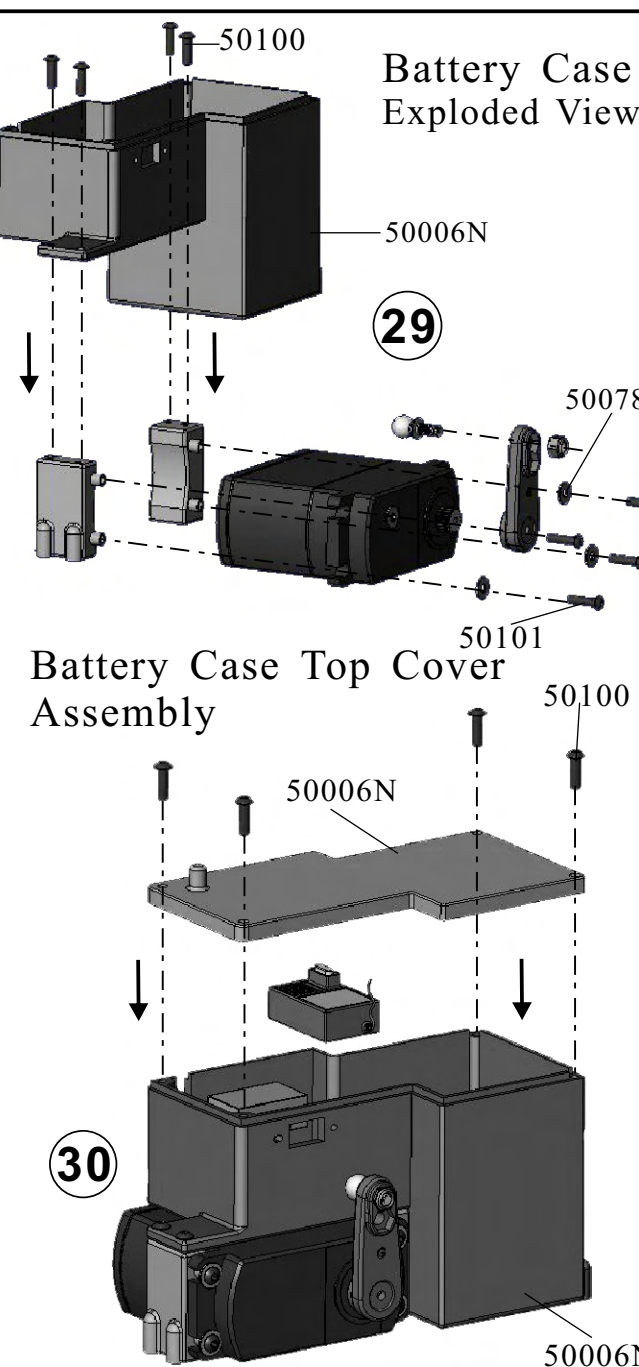
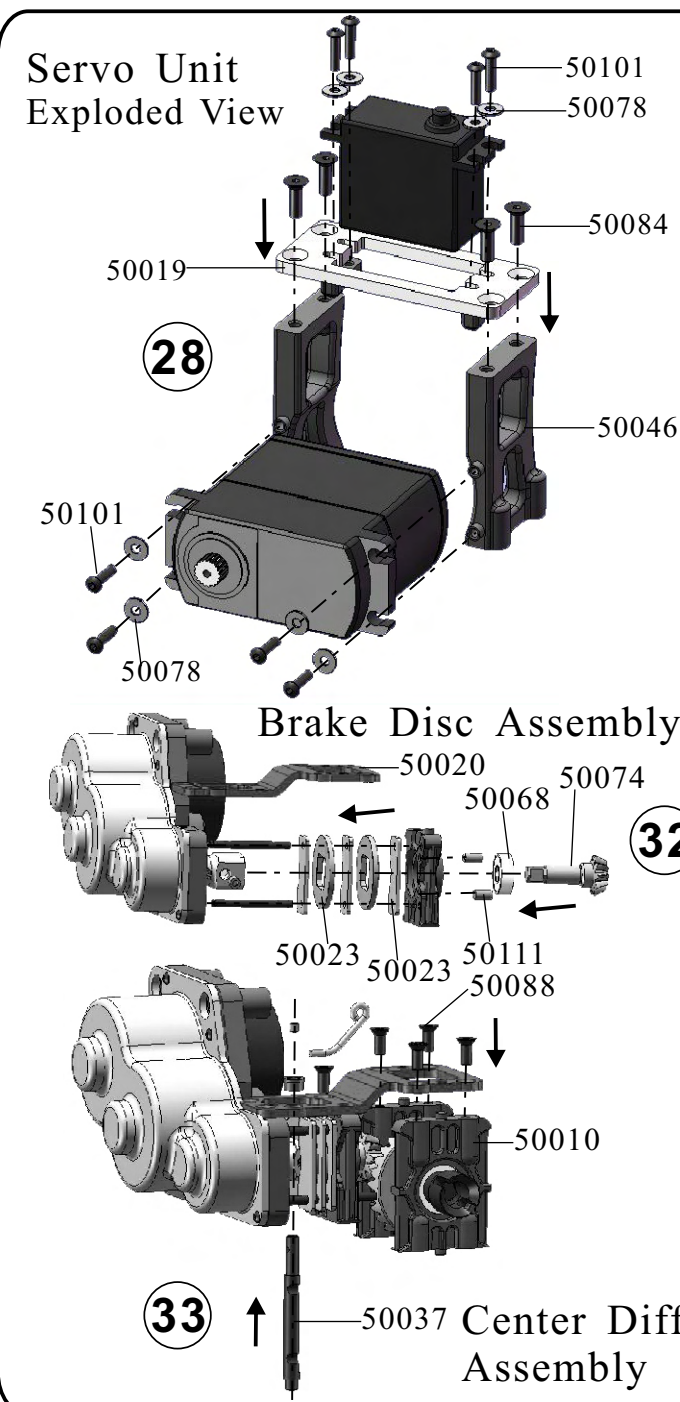
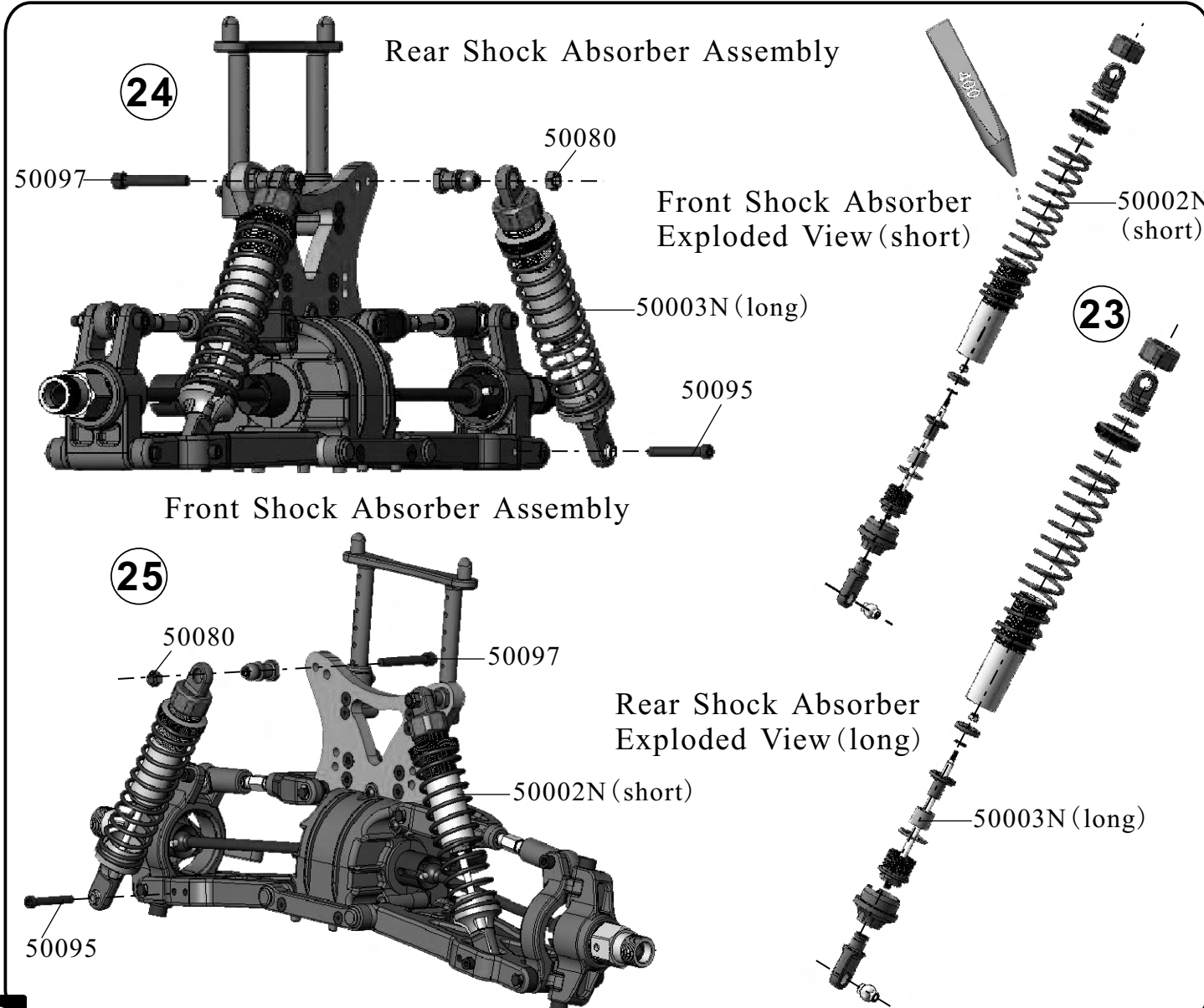
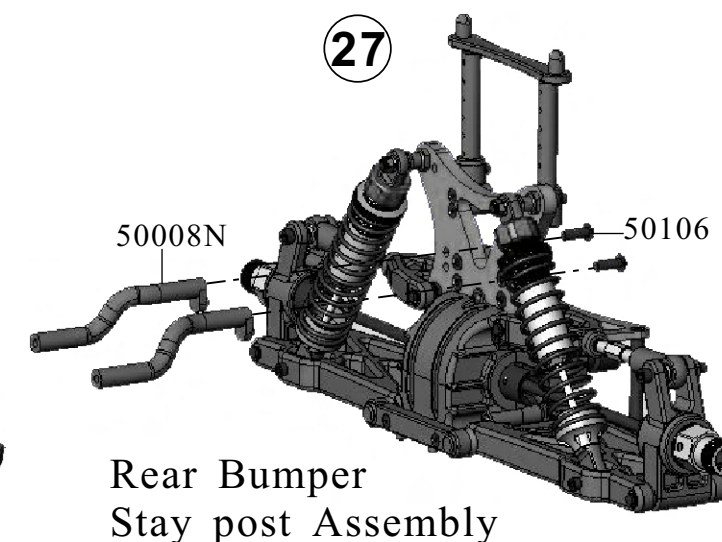
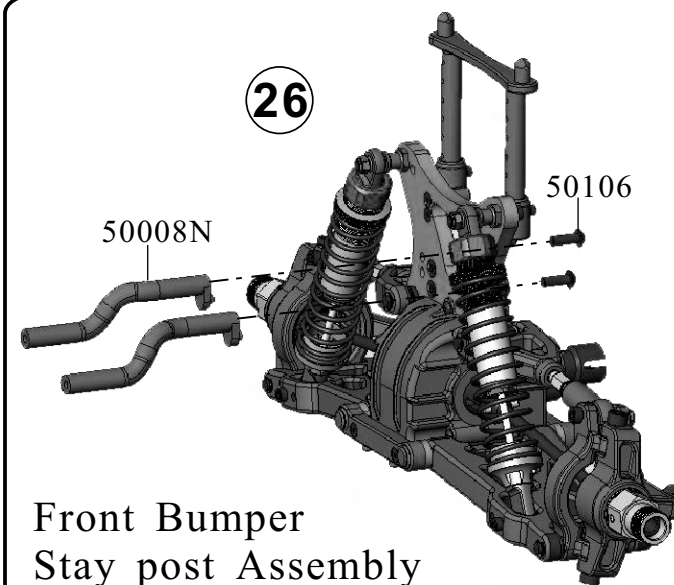
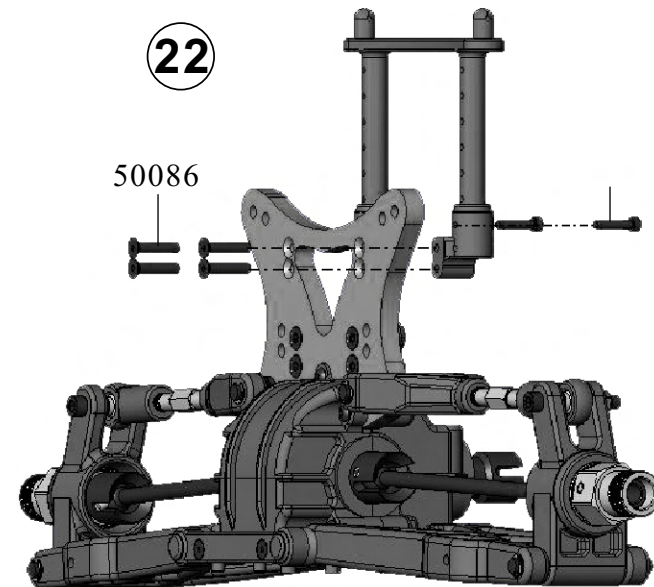
20



Front body post Assembly

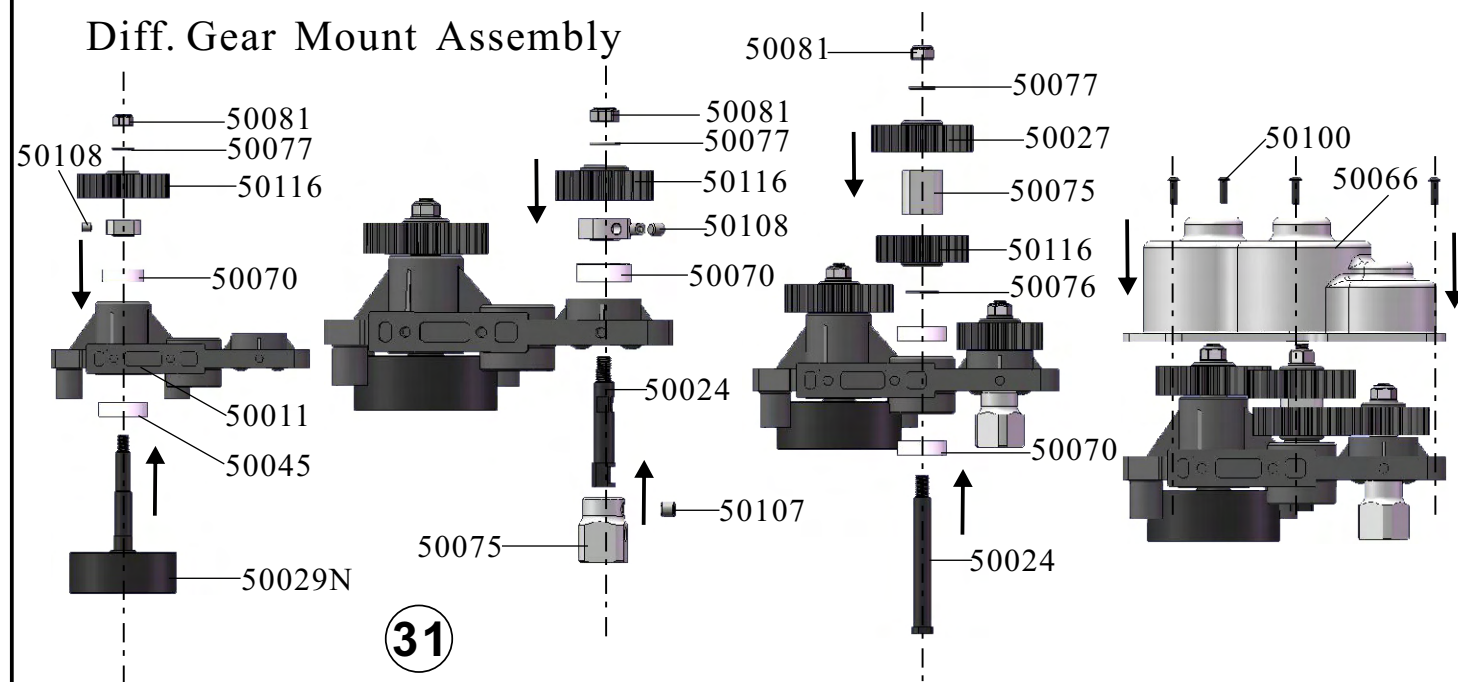


Rear body post Assembly

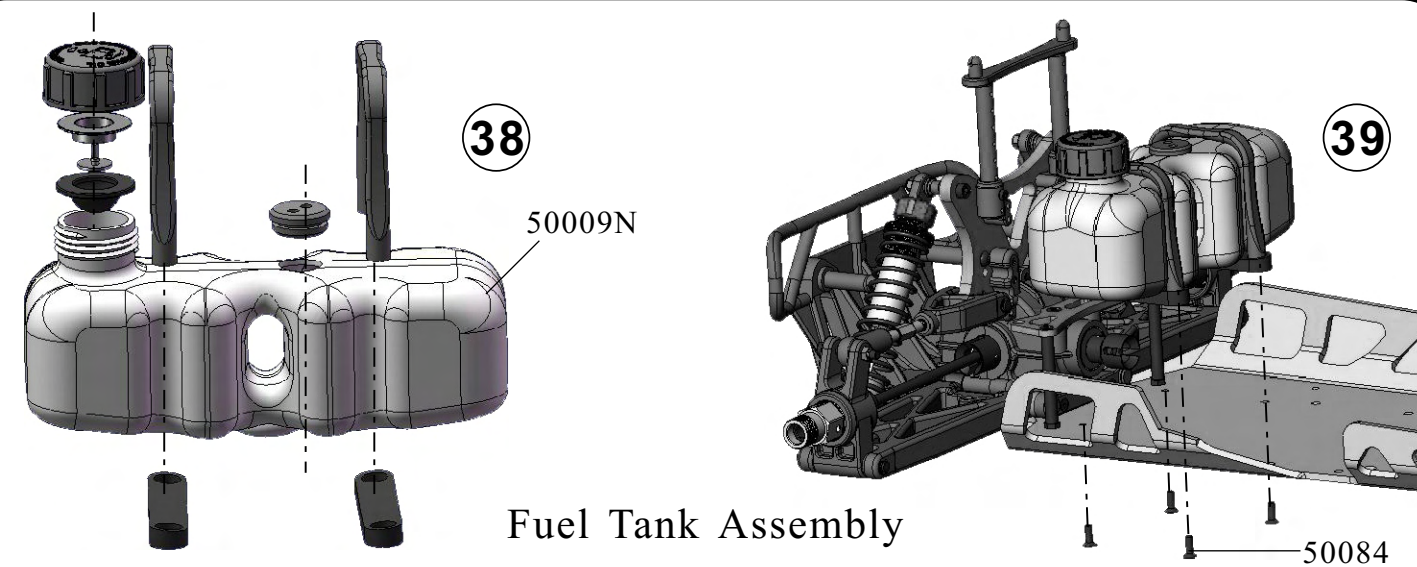




# Diff. Gear Mount Assembly



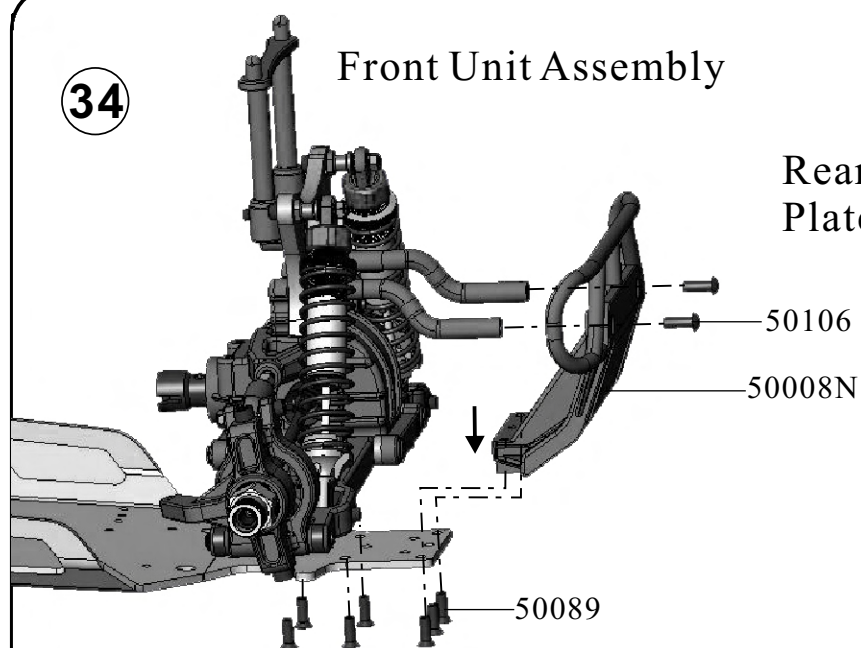
31



## Fuel Tank Assembly

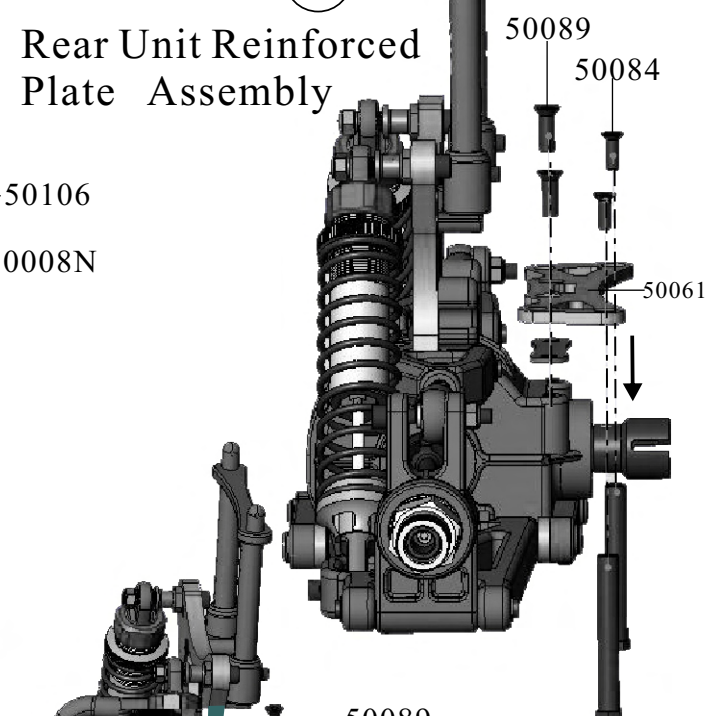
34

## Front Unit Assembly



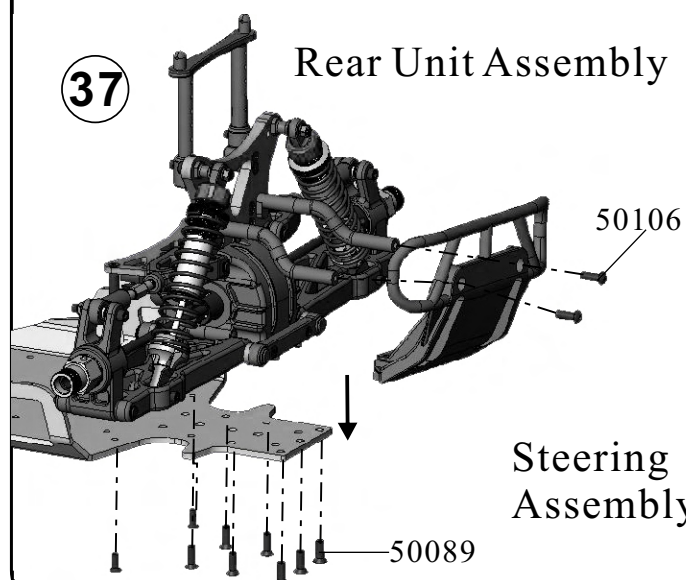
35

## Rear Unit Reinforced Plate Assembly

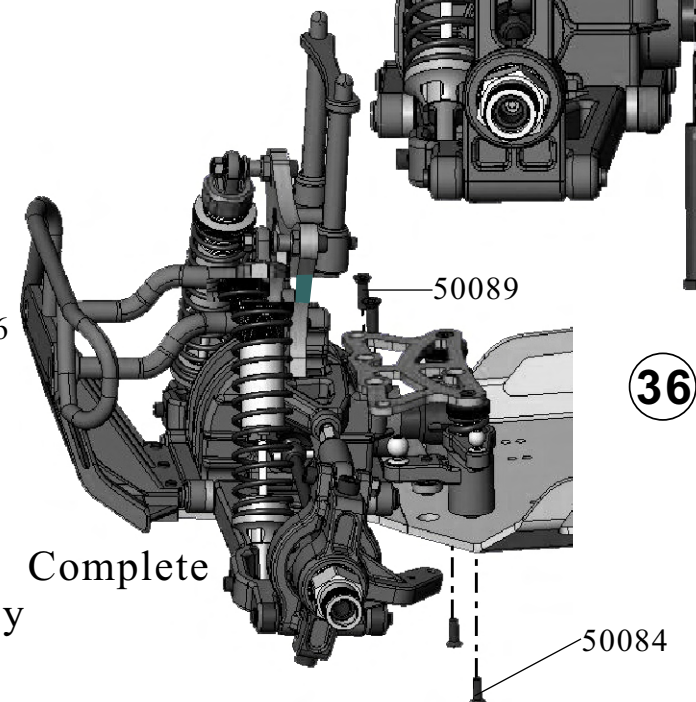


37

## Rear Unit Assembly

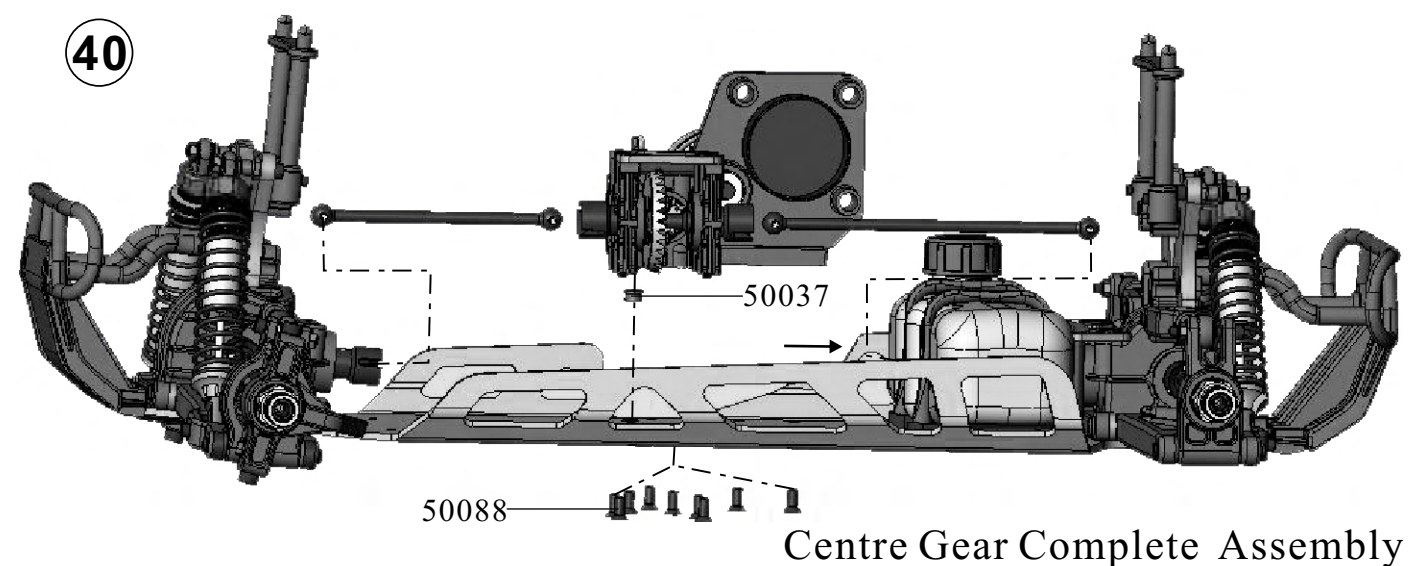


## Steering Complete Assembly



36

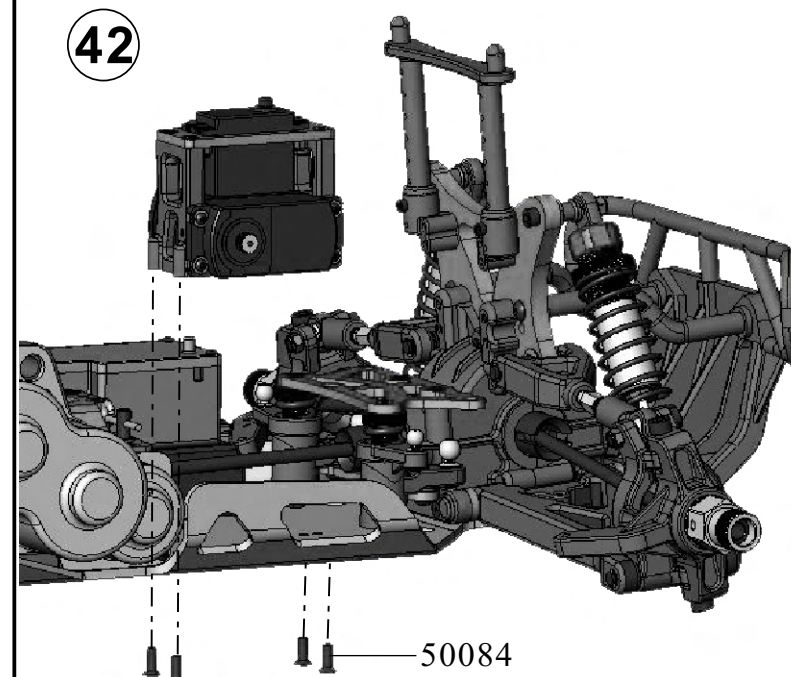
40



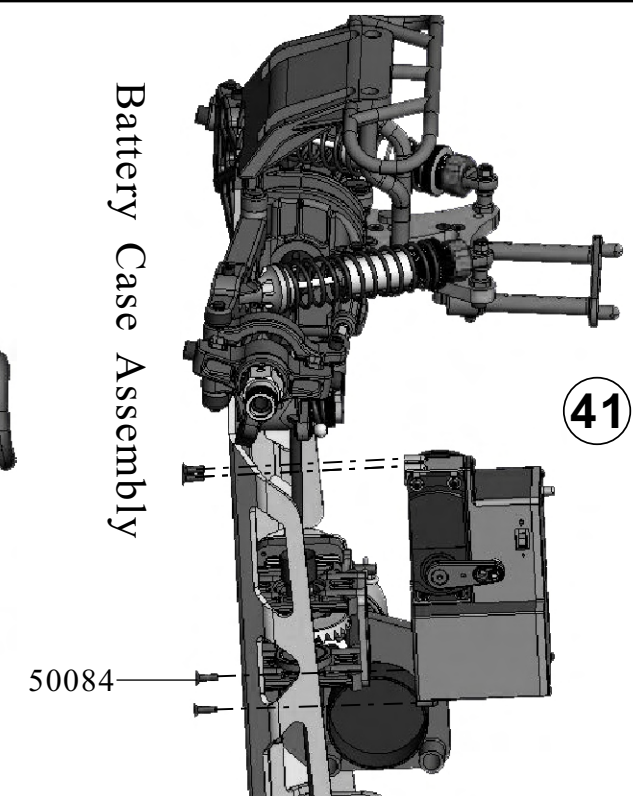
## Centre Gear Complete Assembly

## Servo Assembly

42

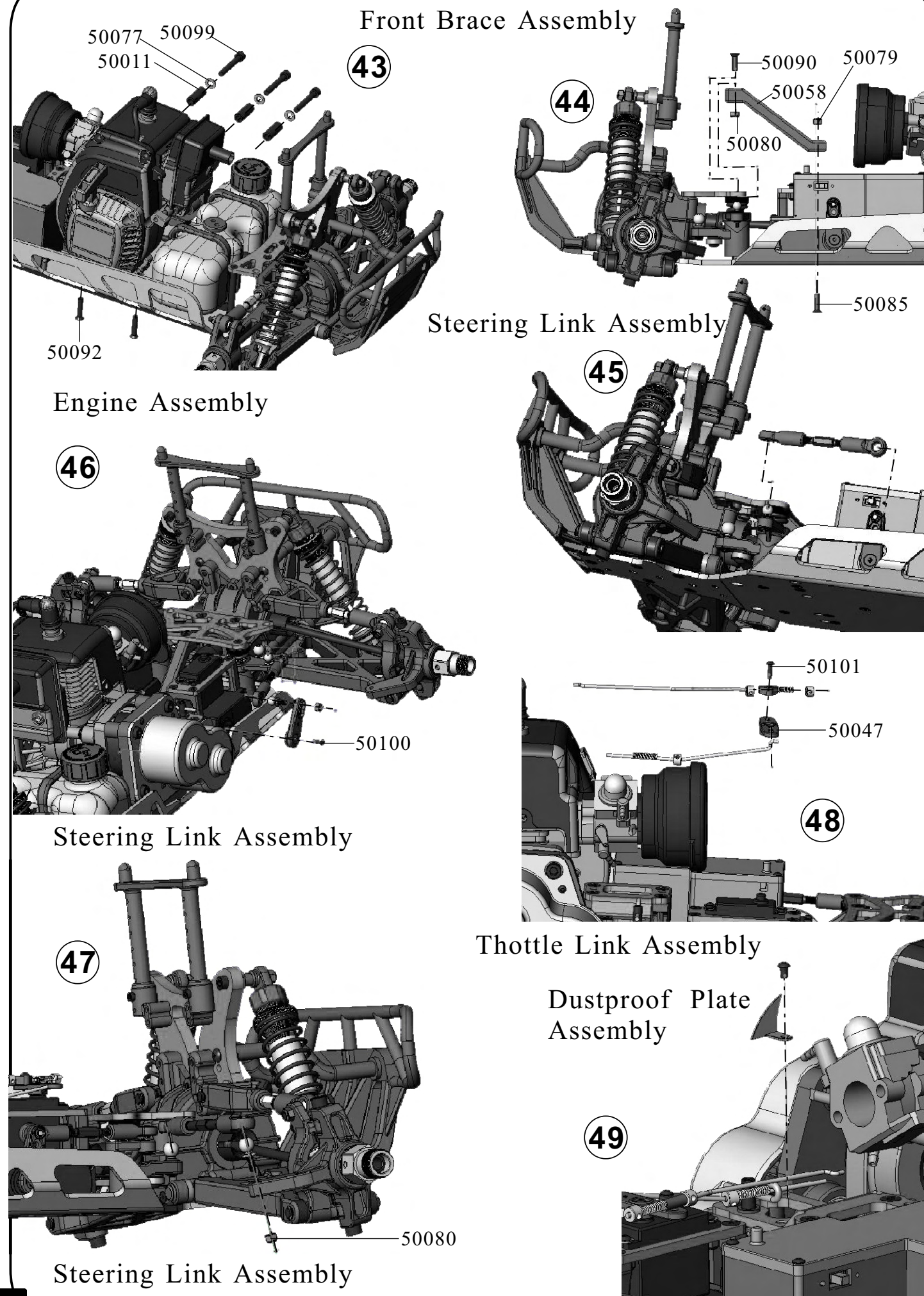


## Battery Case Assembly

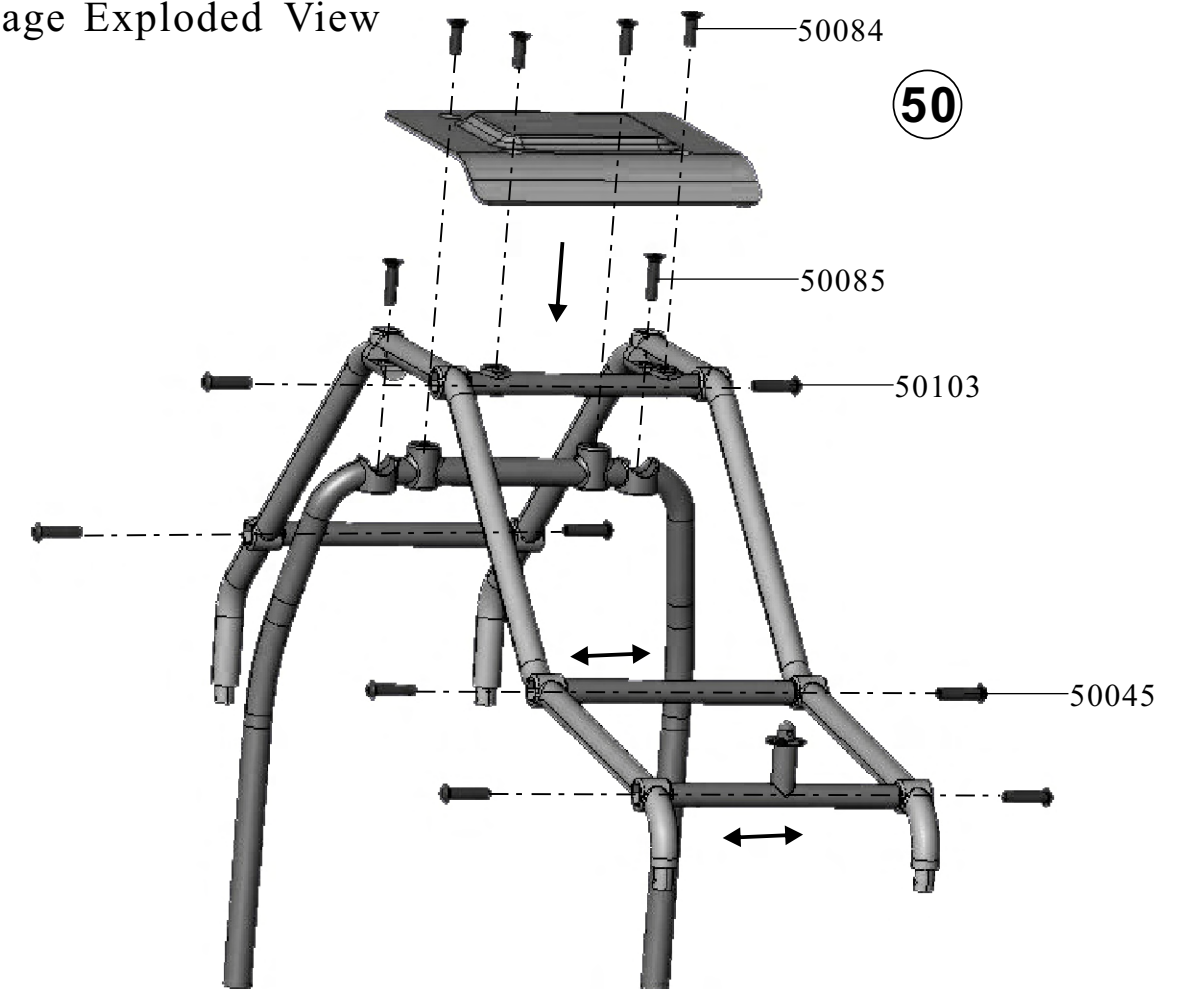


41

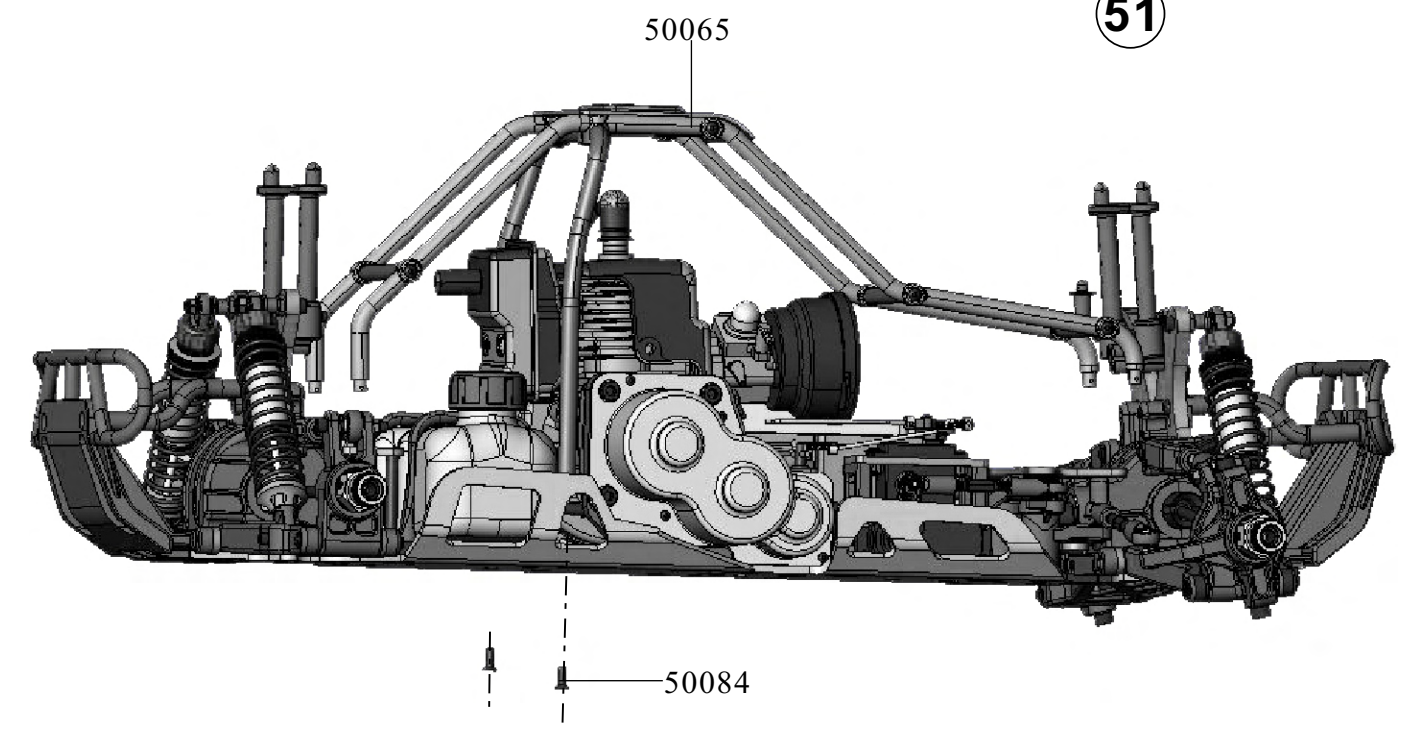




Roll Cage Exploded View

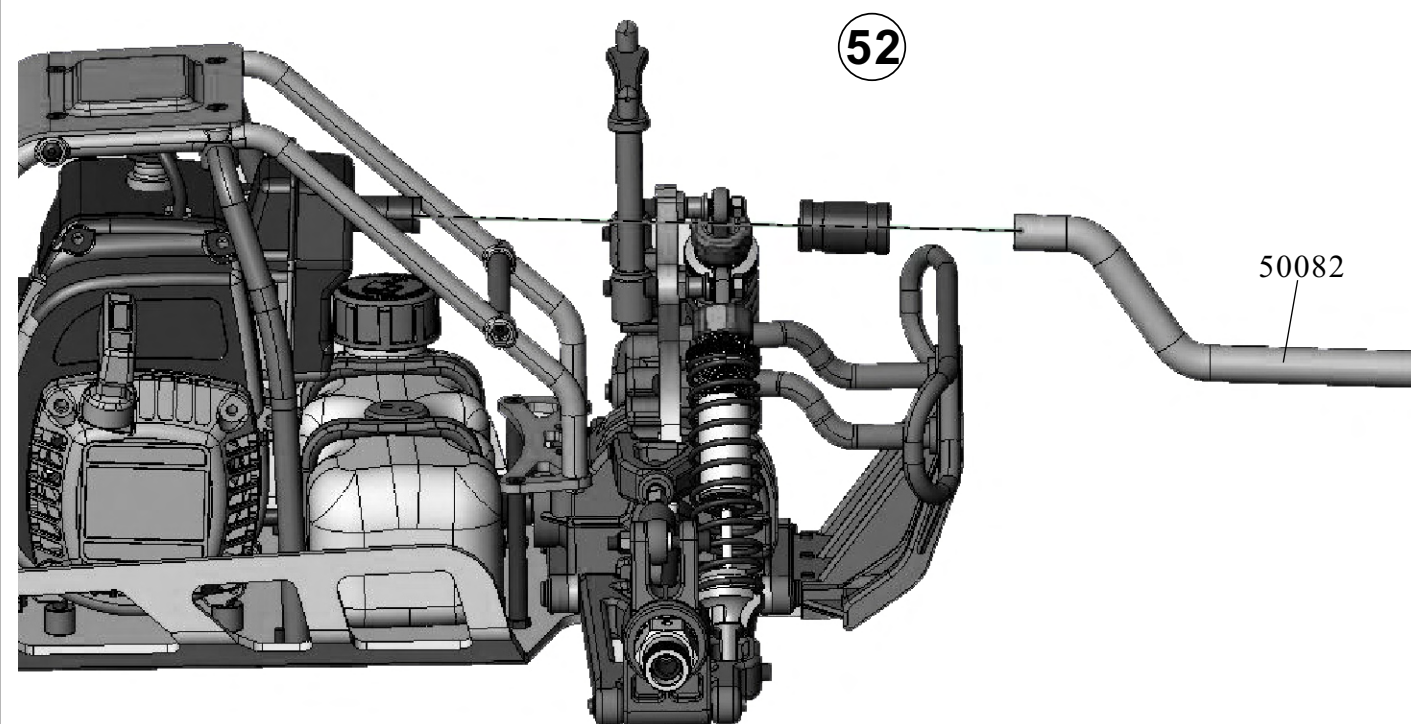


Roll Cage Assembly

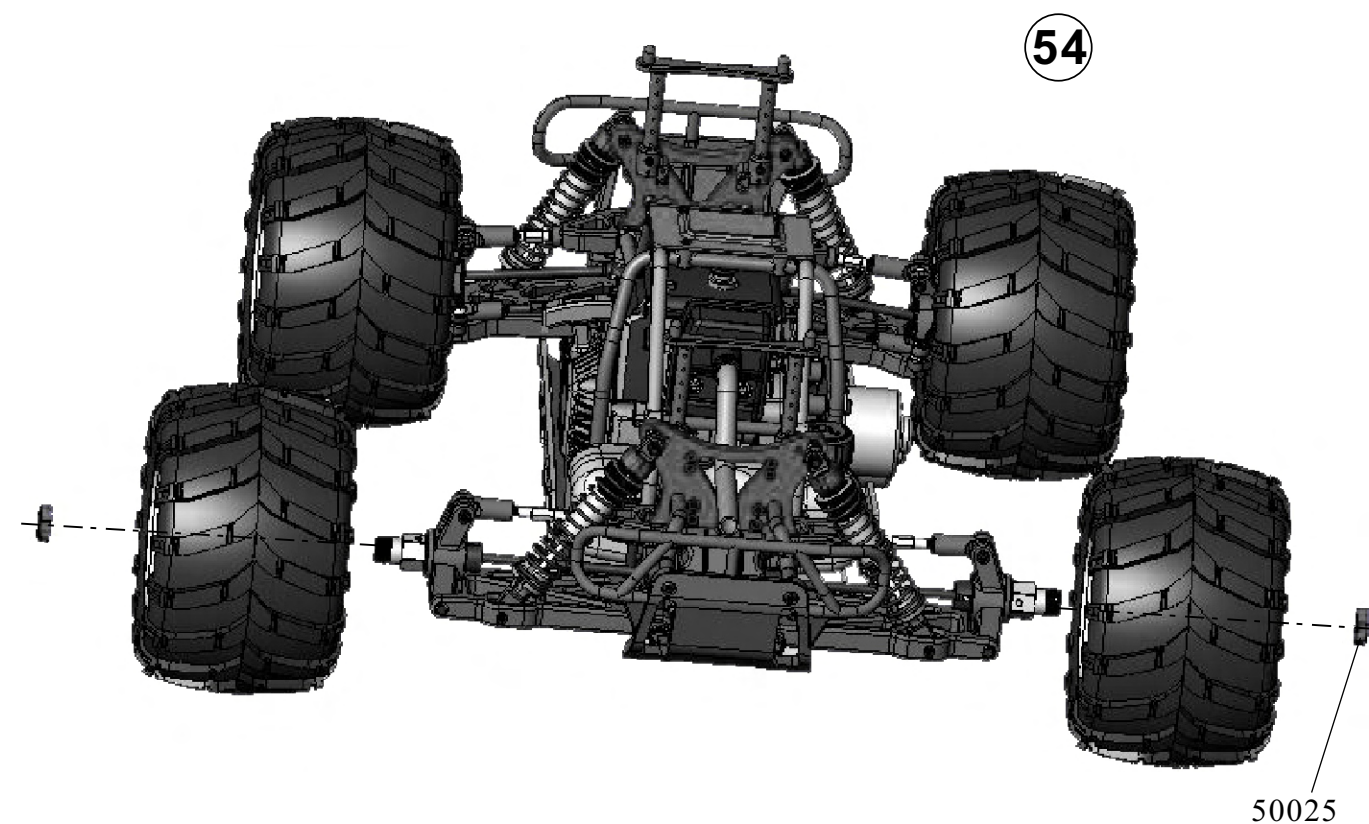




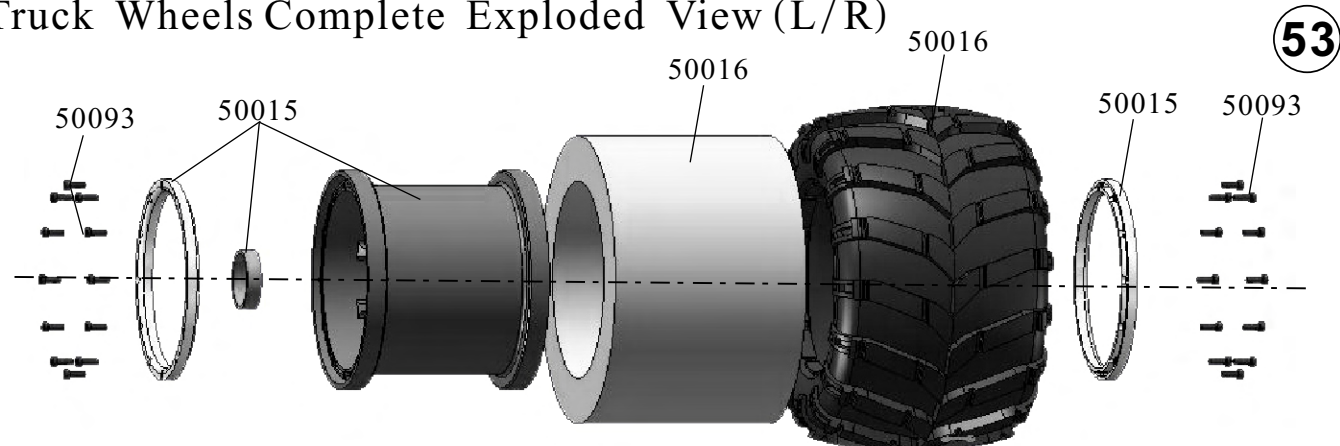
Exhaust Pipe Assembly




Wheels Complete Assembly (Monster Truck)




Truck Wheels Complete Exploded View (L/R)



Buggy or Rally monster Wheels Complete Exploded View

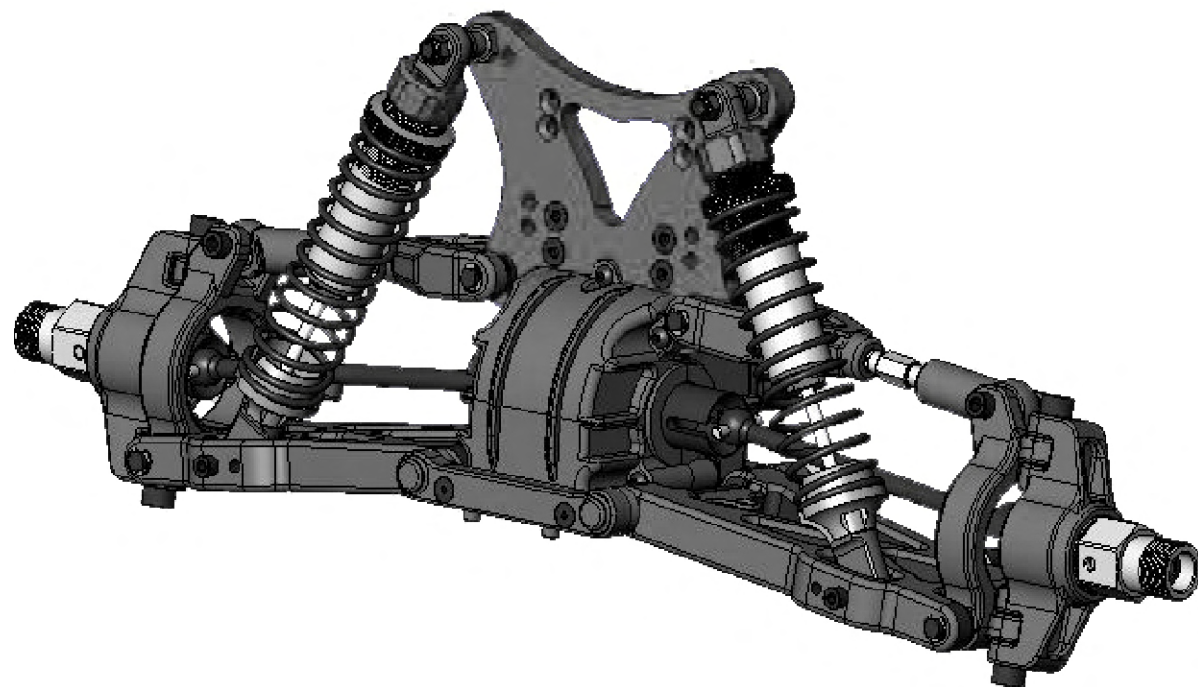


Body Complete Assembly (Monster Truck)






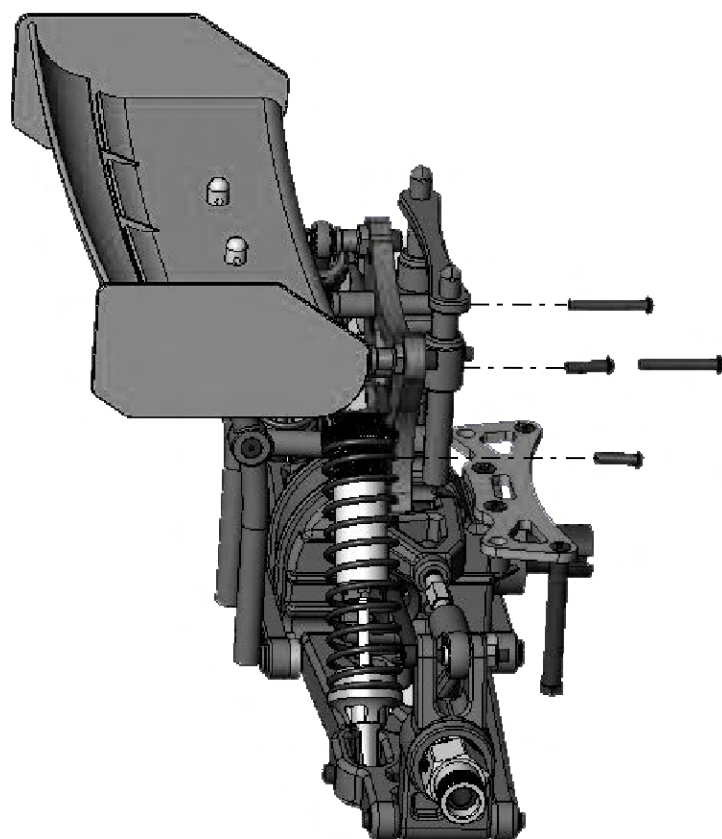
Front Unit Assembly (Buggy)




New Style Assembly (Buggy)



Rear Unit Assembly (Buggy)

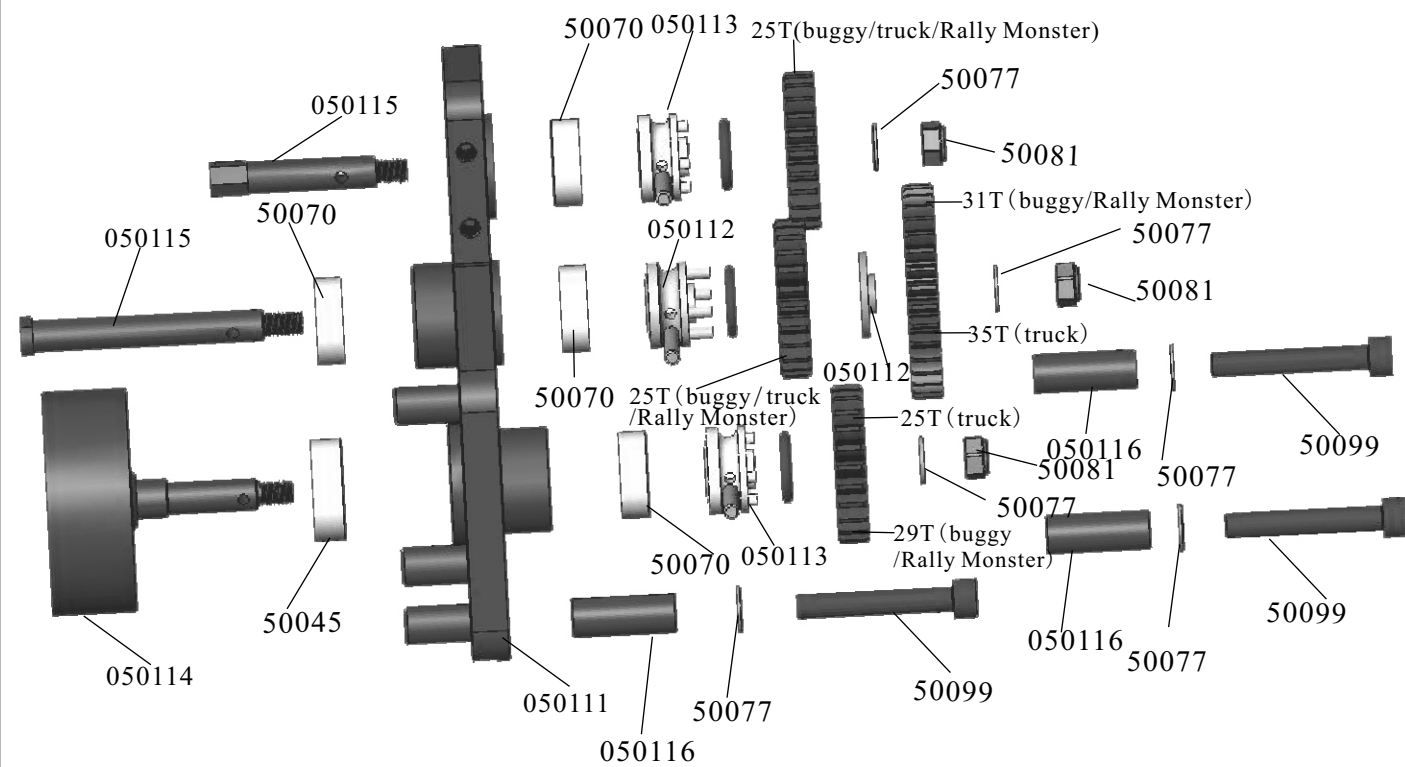


Off-road Buggy





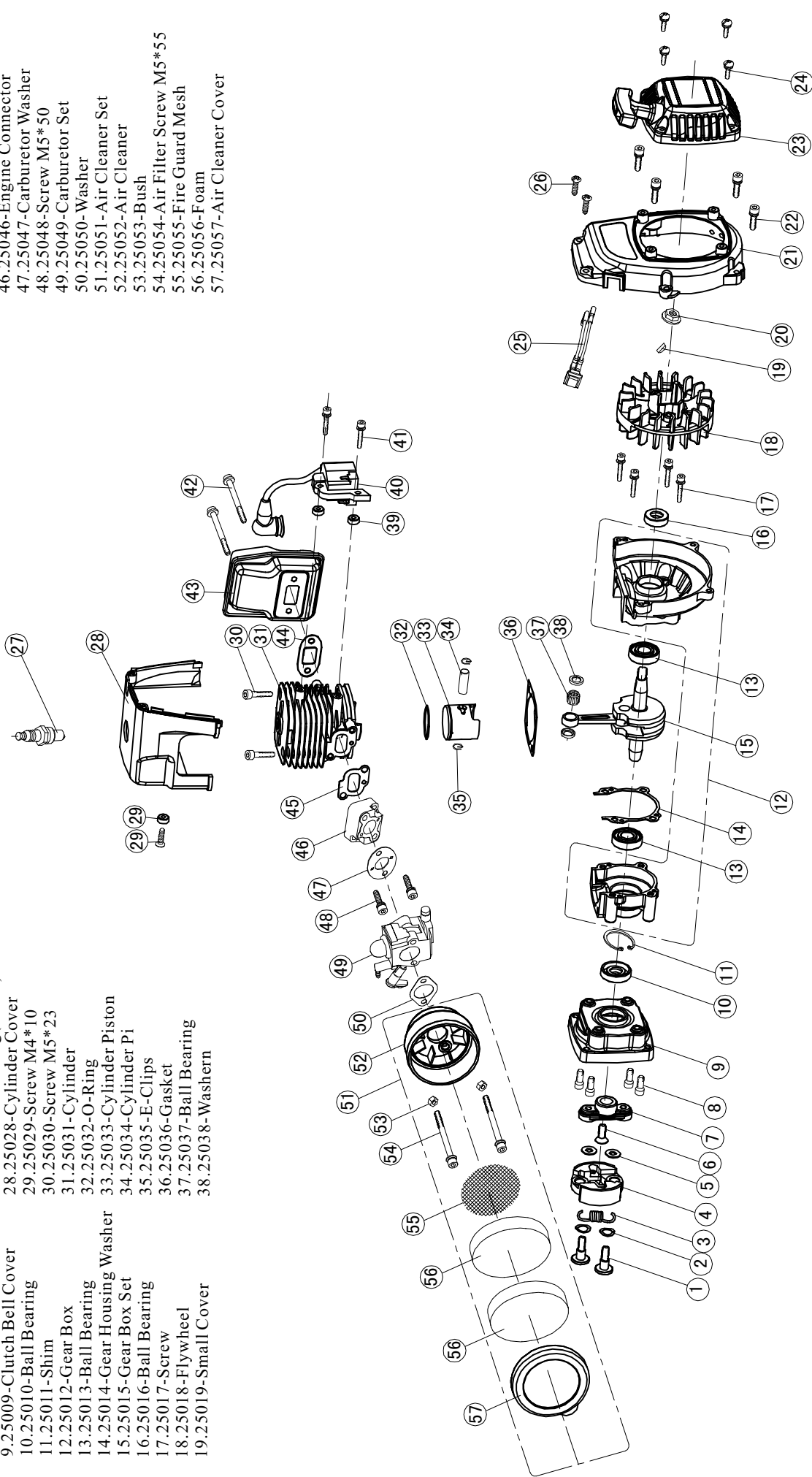
Steel Centre Diff.Gear Assembly(for Optional Use)



050109(Truck)-Steel Centre Diff Mount Set 051030(Buggy/Rally Monster)-Steel Centre Diff Mount Set	050108(Truck)-Steel Gear (25T/35T/25T/25T) <b>051040</b> (Buggy/Rally Monster)-Steel Gear (25T/31T/29T/25T)	050111-Diff.Gear Mount (AL.)	050112-Diff.first way shaft mount
050113-Diff.Second Shaft mount	050114-Clutch Bell	050115-Diff.First Way Shaft+Diff.Second Way Shaft	050116-Pins 3P
50099-Column Head Mechanical Screw(6*40) 4P	50070-Ball Bearing(22*8*7) 4P	50077-Second Way Gear Washer 6*12*1.5MM 6P	50081-Nuts(M6) 6P

Engine Diagram(25CC)

























- 1.25001-Screw  
2.25002-Washer  
3.25003-Spring  
4.25004-Friction  
5.25005-Washer  
6.25006-Screw  
7.25007-Clutch Connector  
8.25008-Screw M5\*55  
9.25009-Clutch Bell Cover  
10.25010-Ball Bearing  
11.25011-Shim  
12.25012-Gear Box  
13.25013-Ball Bearing  
14.25014-Gear Housing Washer  
15.25015-Gear Box Set  
16.25016-Ball Bearing  
17.25017-Screw  
18.25018-Flywheel  
19.25019-Small Cover
- 20.25020-Nut  
21.25021-Fan Cover  
22.25022-Screw M5\*20  
23.25023-Pull Start Set  
24.25024-Screw M4\*16  
25.25025-Power-off Switch  
26.25026-Screw  
27.25027-Glow Plug(Insert)  
28.25028-Cylinder Cover  
29.25029-Screw M4\*10  
30.25030-Screw M5\*23  
31.25031-Cylinder  
32.25032-O-Ring  
33.25033-Cylinder Piston  
34.25034-Cylinder Pi  
35.25035-E-Clips  
36.25036-Gasket  
37.25037-Ball Bearing  
38.25038-Washern
- 39.25039-Washer  
40.25040-Glow Plug Igniter  
41.25041-Screw(M4\*18)  
42.25042-Screw(M5\*45)  
43.25043-Silencer  
44.25044-Exhaust Pipe Washer  
45.25045-Venthole Washer  
46.25046-Engine Connector  
47.25047-Carburetor Washer  
48.25048-Screw M5\*50  
49.25049-Carburetor Set  
50.25050-Washer  
51.25051-Air Cleaner Set  
52.25052-Air Cleaner  
53.25053-Bush  
54.25054-Air Filter Screw M5\*55  
55.25055-Fire Guard Mesh  
56.25056-Foam  
57.25057-Air Cleaner Cover



Off-road Monster Truck & Buggy & Rally Monster Common Parts-1

50001N-Chassis  1P	50002N-Front Shock Absorber(short)  2P	50003N-Rear Shock Absorber(long)  2P	50004N-Front Lower Suspension Arm  2P
50005N-Rear Lower Suspension Arm  2P	50060-Battery/Receiver Case  1P	50006N-Battery/Receiver Case  1P	50009N-Fuel Tank(700CC)  1P
50010-Center Diff.Mount  2P	50011-Centre Diff. Mount Set  1P	50205-Servo Saver/Steering Complete  1P	50012-Servo Saver/Steering Complete  1P
50013-Steering Mount(L/R)  1P	50014-Steering Mount B  2P	50007N-Gear Box  1P	50019-Servo Top Mount  1P
50020-Radio Tray  1P	50021-Front Upper Top Plate  1P	50022-Deck Spacer + Countersunk Screw  2P	50023-Brake Discs+Pads +Pins  1P
50024-Diff.First Way Shaft +Second Way Shaft  1P	50025- Wheel Mount+Nut +Shaft  1P	50201-Buffer post  4P	50026-F/R Shock Tower+ Susp.Arm Bush+E Clip  1P

Off-road Monster Truck & Buggy & Rally Monster Common Parts-2

























50027-Diff. Gear(35T)  1P	50029N-Clutch Bell Bush  1P	50030-Centre Dogbone Joint Cup  2P	50031N-Diff. Joint Cups  2P
50032-Front/Rear Wheel Axle  2P	50033-CenterDiff. Shaft +Washers  1P	50034- Front/Rear Dogbones 135MM  2P	50035-Centre Diff.Front Dogbone(Long) 172MM  1P
50036-Centre Diff. Rear Dogbone(Short)125MM  1P	50037-Brake Cam Set  1P	50038-Front/Rear Lower Arm Pins 6*94MM  4P	50039-Rear Lower Arm Pins 6*61MM  2P
50040-Front/Rear Upper Arm Pins 6*45MM  4P	50041-Front Lower Arm Pins 6*65MM  2P	50043-Sus. Arm E- Clips $\phi 4.0$  8P	50044-Shock Tower Arm E- Clips $\phi 8.0$  8P
50045-Ball Bearing(26*10*8)  6P	Sp2701-Steering Servo(27kg)  1P	Sp2001- Throttle Servo(20kg)  1P	Sp1301- Throttle Servo(13kg)  1P
50046-Servo Mount(L/R)  2P	50047-Servo horn and Throttle Linkage Set  1P	50049-Steering Link  2P	50051-Chargeable Battery Pack(6V 2000MA)  1P


















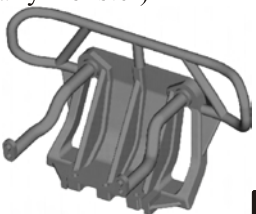
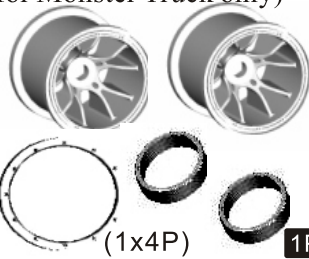






Off-road Monster Truck & Buggy & Rally Monster Common Parts-3

81013-Body Clips  6P	50052-Engine 23CC PRO (25CC PRO/ 26CC PRO / 28CC PRO/ 30CC PRO)  1P	50053-Glow Plug  1P	50054-Front Upper Suspension Arms  2P
50055-Rear Upper Suspension Arms  2P	50056-Servo Link  1P	50057-Body Post  1P	50058N-Front Brace  1P
50059-Rear Hub Carrier  2P	50061-Rear Reinforcement Plate  1P	50062-Front Sus.Arm Holder  1P	50063-Rear Sus.Arm Holder  1P
50064-Front/Rear Diff.Shell Set  1P	50065-Roll Cage  (unassemble) 1P	50066-Diff. Gear Cover  1P	50067N-Front/Rear Diff. Gear Set  1P
50068-Ball Bearing(22*10*7)  3P	50069-Ball Bearing(24*12*6)  6P	50070-Ball Bearing(22*8*7)  4P	50071-Front /Rear Crown Gear(33T)  1P
50072-Front/Rear Drive Pinion(11T)  1P	50073-Diff.Crown Gear (30T)  1P	50074-Diff.Drive Pinion (10T)  1P	50075-Centre Diff. Gear Set  1P

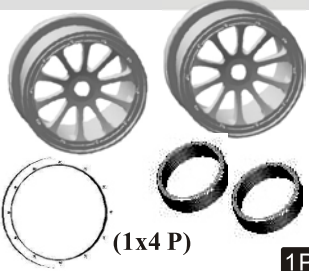







Off-road Monster Truck & Buggy & Rally Monster Common Parts-4

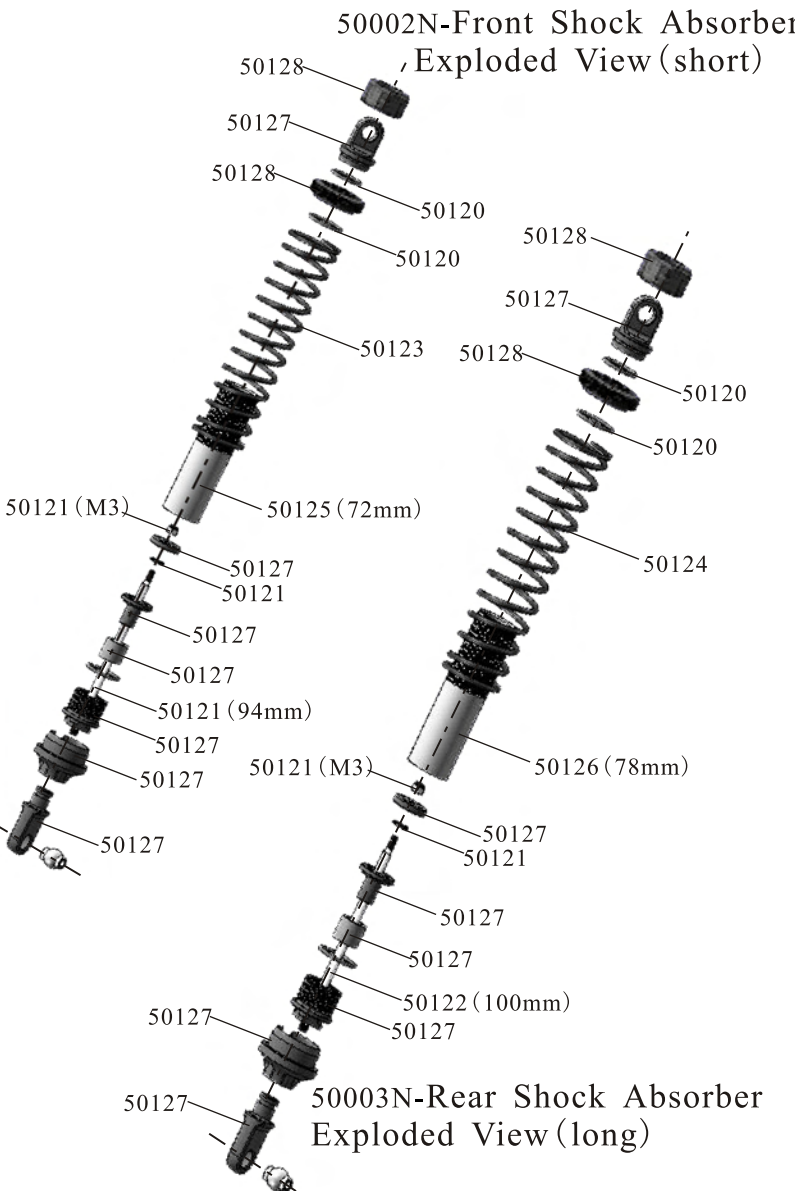

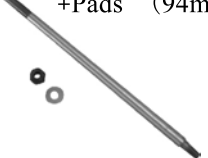







50076-First Way Gear Washer $\phi 8*15*1.5$ MM  4P	50077-Second Way Gear Washer $\phi 6*12*1.5$ MM  6P	50078-Servo Washers $\phi 3*8*0.8$ MM  9P	54031-Nuts(M3) 6P  6P
50079-Nuts(M4)  9P	50080-Nuts(M5)  9P	50081-Nuts(M6)  6P	50112-Front Sus.Arm Ball $\phi 10$ MM  4P
50113-Rear Sus.Arm Ball $\phi 11$ MM  4P	50114-Servo Link Ball $\phi 8$ MM  4P	50115-Steering Link Ball $\phi 10$ MM  4P	50107-Hex Head Grub Screw(6*6)  8P
50108-Hex Head Grub Screw(5*5)  8P	50109-Hex Head Grub Screw(4*4)  8P	50110- Hex Head Grub Screw(3*3)  8P	50111-Hex Head Grub Screw(5*10)  4P
50101-Cap Head Mechanical Screw(3*12)  12P	50103-Cap Head Mechanical Screw(4*15)  8P	50104-Cap Head Mechanical Screw(4*25)  4P	50105-Cap Head Mechanical Screw(4*30)  4P
50106-Cap Head Mechanical Screw(5*15)  10P	50084-Countersunk Mechanical Screw (4*12)  12P	50085-Countersunk Mechanical Screw(4*16)  12P	50086-Countersunk Mechanical Screw(4*20)  8P

Off-road Monster Truck & Buggy & Rally Monster Common Parts-5

50087-Countersunk Mechanical Screw(4*25)  8P	50088-Countersunk Mechanical Screw (5*12)  12P	50089-Countersunk Mechanical Screw(5*15)  12P	50090-Countersunk Mechanical Screw(5*18)  4P
50091-Countersunk Mechanical Screw(5*20)  8P	50092-Countersunk Mechanical Screw(5*25)  4P	50093-Column Head Hex. Self-tapping Screw(3*11)  12P	50202-Column Head Hex. Self-tapping Screw(3*16)  12P
50095-Column Head Mechanical Screw(4*30)  4P	50096-Column Head Mechanical Screw(5*30)  4P	50097-Column Head Mechanical Screw(5*35)  6P	50098-Column Head Mechanical Screw(6*25) 8P  8P
50099-Column Head Mechanical Screw(6*40) 4P  4P	50100-Cap Head Mechanical Screw(3*10) 8P  8P	50203-Cap Head Mechanical Screw(3*5) 8P  8P	50008N-Front/Rear Bumper (for Monster Truck & Rally monster) 1P  1P
50015-Wheel Rims Complete (for Monster Truck only)  (1x4P) 1P	50016-Tires (for Monster Truck only)  2P	50017-Wheels Complete (50015+50016) (for Monster Truck only)  2P	50082- Exhaust pipe+ Silicone Joint Tubing 1P  1P
50117-Servo Mount(L/R) 50117/50118 can be used on FUTABA/SANWA/HITECH/KO Brand Steering&Throttel Servo  1P	50118-Servo Horn  1P	50116-Diff. Gear(25T)  3P	






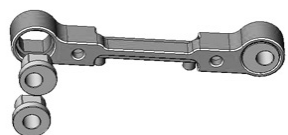






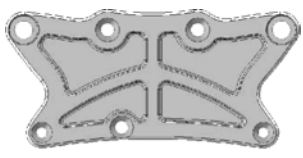

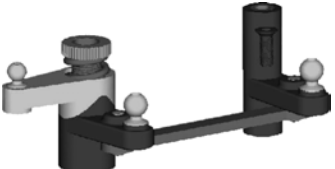









Spare Parts for Off- Road Buggy & Rally Monster

51001-Wheels Rim Complete  (1x4 P) 1P	51002-Tires  2P	51003-Wheels Complete  2P	51004-Diff.Gear A(31T) 1P  1P
51005-Diff.Gear B(29T ) 1P  1P	51006-Front Bumper For buggy only 1P  1P	51007-Tail Wing Stay(L/R) +joint Post For buggy only 1P  1P	51009-New Style Wing +Wing Button For buggy only 1P  1P













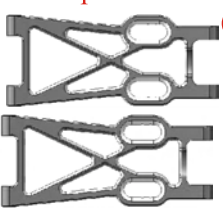

50002N-Front Shock Absorber ,Exploded View (short) 		50120-O-Ring 	50121-Front shock main Axle+Nut M3 +Pads (94mm) 
		50122-Rear shock main Axle+Nut M3 +Pads (100mm) 	50123-Front Shock spring (short) 
		50124-Rear Shock spring (long) 	50125-Shock Body (72mm) 
		50126-Shock Body (78mm) 	50127-Shock Plastic Parts 
		50128-Shock Absorber Cap+Ball Mount 	



## Upgradable Optional for Monster Truck& Buggy& RallyMonster

054001-Front Lower Suspension Arm (AL.)  2P	054002-Rear Lower Suspension Arm (AL.)  2P	054003-Center Diff.Mount (AL.)  2P	054004-Gear Mount (AL.)  1P
054007-Sus.Arm short Holder(F/R) (Direct hole) (AL.)  Adjust angel(center&two side) 1P	054008-Sus.Arm long Holder(R) (Inside bevel hole) (AL.)  Adjust angel(center&two side) 1P	054009-Front Shock Absorber(short) (AL.)  2P	054010-Rear Shock Absorber (long) (AL.)  2P
050008N-Front brace (AL.)  1P	054012-Servo Top Mount (AL.)  1P	054013-Center Diff.Tray (AL.)  1P	050037N-Rear Reinforcement Plate (AL.)  1P
050038N-Front Upper Top Plate (AL.)  1P	050022W-F/R Shock Tower (AL.)  1P	050014-Servo Saver/Steering Complete  1P	054018-Steering Mount (AL.)  2P
050050-Servo Saver/Steering Complete (AL.)  (For truck only) 1P	050061-Center Dogbone 125mm (AL.)  2P	050062-Center Dogbone 172mm (AL.)  2P	050032-Fuel Tank Cover (AL.)  1P
050100-Fuel Pipe Bush  1P	050034-Engine Cover (AL.)  1P	050033-Engine Recoil Star (AL.)  1P	VX28000-Engine(28CCPRO)  1P

## Upgradable Optional for Monster Truck& Buggy& RallyMonster

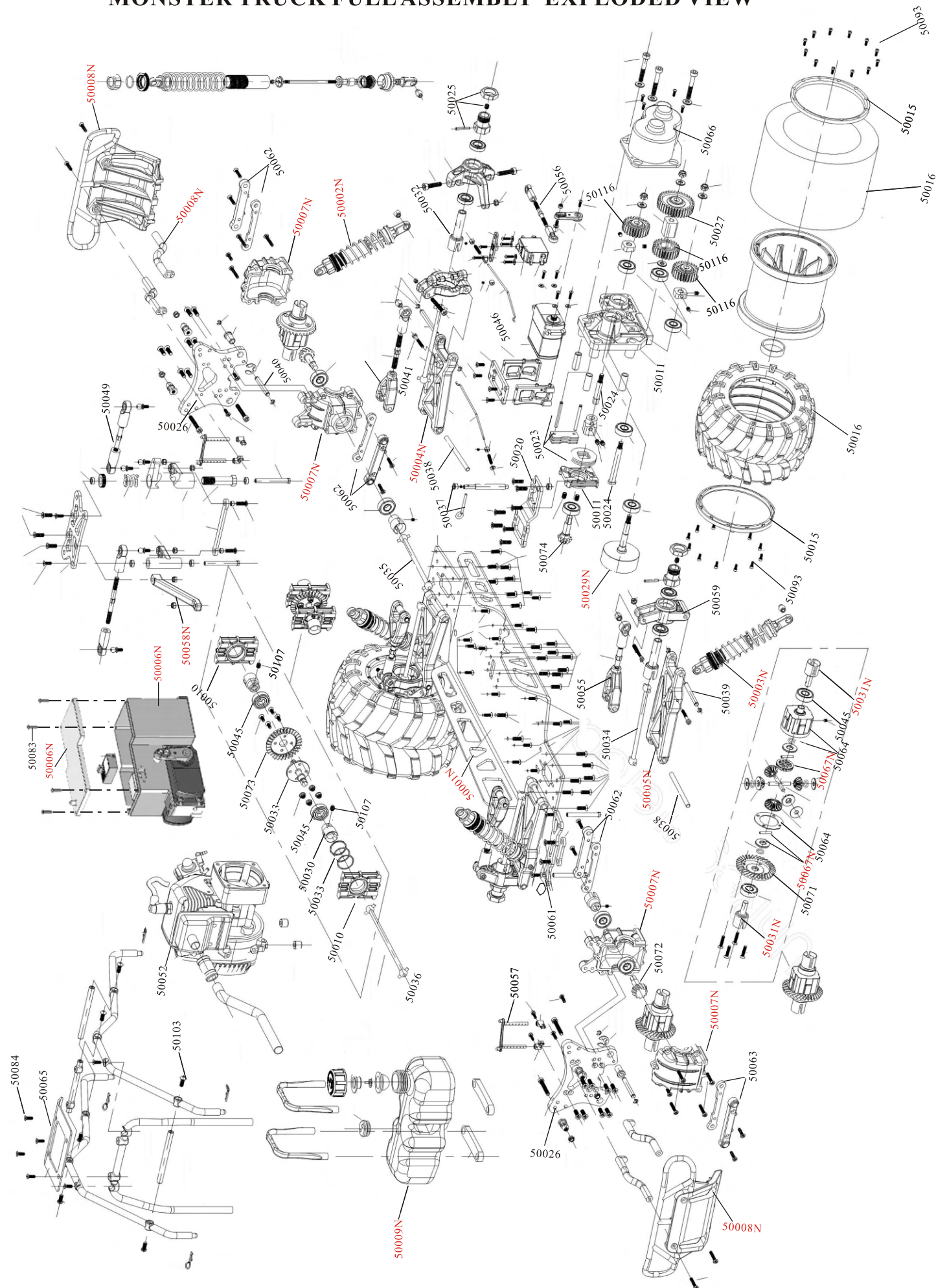
050028-Air Filter (AL.)  1P	050040-Air Filter (AL.)  1P	050031-Wheel Hex (AL.)  1P	050029-Shock Absorber Protective Cap (AL.)  1P
050101-Outerwear Shock Absorber Covers  4P	050009-Universal Drive Joint 2P (steel)  2P	050010-Futaba Servo Mount(L/R) (AL.)  1P	050011-Servo Mount(L/R) (AL.)  1P
050005-Caster Mount(L/R) (AL.)  1P	050007-Rear Hub Carrier (AL.)  2P	050012W-F/R Upper Susp.Arm (AL.)  2P	054006-F/R Upper Suspension Arm (AL.)  2P
050023-Servo Horn (AL.)  1P	050015-Body Post (AL.)  (for truck&buggy only) 1P	050018-Roll Cage (AL.)  1P	050024-Aluminum Polished Exhaust Pipe  (For truck only) 1P
050039-Aluminum Polished Exhaust Pipe (for Buggy only) (AL.)  1P	050109-Alum.Centre Diff Mount Set(for Truck only)  (Gear:25T/35T/25T/25T) 1P	051030-Alum.Centre Diff Mount Set(for Buggy/RallyMonster)  (Gear:29T/31T/25T/25T) 1P	050030-Wheel Hex Mount with Nut (AL.)  4P
050060-Gear Box (AL.)  1P	050001N-Front Lower Suspension Arm (AL.)  modified optional parts 2P	050002N-Rear Lower Suspension Arm (AL.)  modified optional parts 2P	054016-Front Shock Tower (AL.)  (For buggy only) modified optional parts 1P



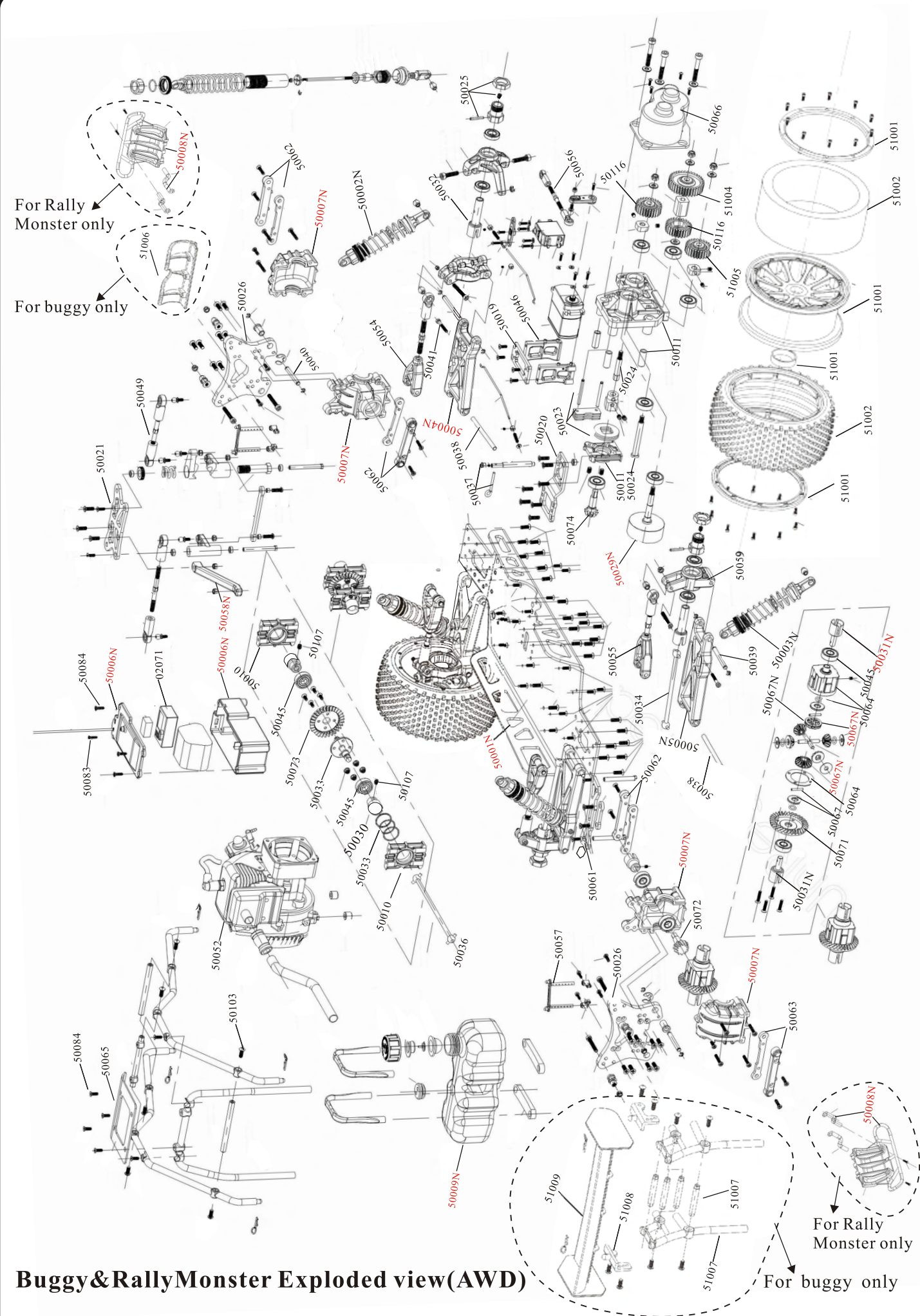
### Upgradable Optional for Monster Truck & Buggy & Rally Monster

[illegible]

## MONSTER TRUCK FULL ASSEMBLY EXPLODED VIEW







Buggy&RallyMonster Exploded view(AWD)